



# next



If it's painted – then it's smart!

Next lives in the moment. Streaming, celebrate, chilling – anything goes. Clear design, smart technology and super flexible.

Next is exciting. Innovative. And above all, very beautiful.

Made in Germany.

■ SPECTRAL

# Next System

Next	<p>Next is a system furniture for individual lowboards, with flap, door or drawer options and lots of storage space for your technology.</p> <p>The system consists of numerous elements that can be lined up. The surface is painted with smart varnish and available in five timeless colours. The top plates are optionally available in Fenix®, colour class, metallic glass or design glass.</p> <p>With flaps, doors or drawers, Next is suitable for all living areas. With its high flexibility, sensible options and customization, Next can fulfill many individual wishes and integrate almost any technology components. The possibilities are virtually unlimited.</p> <p>Next, like all Spectral furniture, is manufactured in Pleidelsheim in southern Germany.</p>
Design	<p>With Next, nothing disturbs the clear line. No handles, no unnecessary gimmicks. Reduced and timeless.</p>
System & grid	<p>Different variants with flaps, doors or drawers to line up.  <b>Width grid:</b> 60 cm, 120 cm, 140 cm, 160 cm, 180 cm, 200 cm  <b>Height grid:</b> 21 cm, 32 cm, 48 cm  <b>Depth grid:</b> 38 cm, 48 cm</p>
Tailor-made options	<p>Each element can be individually shortened in width, height and depth can be shortened or extended depending on the model.</p>
Cabinet	<p>Solid construction with 19mm wall thickness and 8 mm back panel, doweled and glued, for maximum stability. The cabinet surface inside is finely textured, exceptionally robust and easy to clean. 5 cabinet colours and 4 wood decors are available.</p>
Shelves	<p>Sturdy 19mm shelves in cabinet colour, height adjustable.</p>
Top plates	<p>Top plates are independent items at Next and are available in various widths, depths and materials. When using several elements, a continuous top plate can be selected. Depending on the surface type, there are different maximum widths. Smart varnish and wood decor up to 275 cm, Fenix® up to 300 cm, colour glass, metallic glass and design glass up to 350 cm.</p>
Mechanics & function	<p>Handleless push-to-open mechanism. Flat hinges, drawer mechanism with soft closing and flap dampers of the highest quality.</p>
Installation types	<p><b>Standard:</b> Foot glides, Edge foot, Stick foot, castors or wall mounting are included in the basic price.  <b>Foot frames:</b> Bridge and Blade are additional cost options.</p> <p>Base colour for foot frames and Edge feet is black. Base colour for Foot Stick is black and brushed aluminum.  All feet and foot frames can be painted in desired colour.</p>
Room divider	<p>Next is not available as a room divider.</p>
TV integration	<p>TVs can be elegantly integrated with the rotating TV mount. The cable is routed invisibly in the column. There are two TV adapters to choose from: VESA adapter (for TV with VESA standard up to 400 x 400 mm) and Universal TV adapter, with which any TV can be mounted. Alternatively, TVs with feet can be placed on the top plate, the cable routing can be done with a cable opening in the cabinet. With a TV wall mount from Spectral, the TV can also be mounted on the wall, in this case, an on-site cable routing in the wall is recommended.</p>

## Sound integration

Next offers two variants for sound integration. In both variants, the flap is covered with acoustic fabric, which allows the sound to escape unhindered.  
**Soundbar integration.** Soundbar or subwoofer can be placed behind the fabric flap.  
**Spectral sound system integration.** Behind the fabric flap is a receptacle for the Spectral loudspeaker system as well as other technical components.

## Lighting

Indirect LED lighting on the rear edge of the furniture. With dimming function and adjustable light color from cold white to warm white, approx. 2500 – 6500 Kelvin. The LED strips can be individually planned at the top, bottom and sides. The LED lighting can be operated by remote control or optionally by smart home via Zigbee 3.0 (Zigbee hub required).

## Wireless Charging

All current smartphones with Qi standard can be charged wirelessly with Smart Charge. The charging element is invisibly integrated under the surface. A discreet marking shows the area on which charging is possible.

## Cable management

There is a cable aperture in the rear panel of each compartment. The indented cabinet base at the rear allows cables to be routed downwards behind the rear panel. Cable apertures are also available in the top plate and between the cabinet elements.

## Surfaces

**Cabinet and top plates are available in smart varnish and wood decor.**

**Top plates are also available in colour glass, metallic glass, design glass and Fenix®.**

**Smart varnish.** Smart varnish is a particularly high-quality paint finish. It consists of several layers. The top coat is a soft-touch surface and has an anti-fingerprint effect. smart varnish is more scratch resistant and lightfast than conventional paints. The edges are applied separately using a laser process and are shock-resistant

**Wood decor.** There are four wood decors to choose from. The surfaces are particularly robust, easy to clean and lightfast. The synchronous embossing creates a particularly realistic look and feel that is difficult to distinguish from real wood surfaces.

**Colour glass.** Colour glass consists of a 4 mm safety glass plate. The paint finish is applied to the underside. The glass surface is very hard, scratch resistant and easy to clean. There are 5 base colours to choose from as well as over 2,000 custom colours. This can be selected from the NCS or Sikkens 5051 colour chart (most RAL colours are available on request). The glass surface can be selected in gloss or satin (matt).

**Metallic glass.** Metallic glass has the same properties as colour glass and is available in 6 chic metallic colours. The glass surface can be selected gloss or satin (matt).

**Design glass.** Design glass consists of a 4 mm safety glass plate. A high-resolution digital print is applied to the underside. The surface is brilliant and visually indistinguishable from a natural motif. Design glass is very hard, scratch resistant and easy to clean. Design glass is only 4 mm thin and therefore appears light and elegant. The glass surface can be chosen glossy or satin (matt). Satinized glass renders the motif blurred, but thus appears discreet and restrained.

**Fenix®.** Fenix® is an extremely matt nanotech material, the surface is particularly regal and has a velvety touch. It is also resistant to fingerprints. We process Fenix® in the elegant 4 mm thickness. This allows for a particularly light and intricate design. Fenix® is available in 6 harmonious colours.


**Acoustic fabric flaps.** Flaps can also be selected with acoustic fabric.

## Price groups

The surfaces are divided into three price groups.  
**Price group 1:** Smart varnish and wood decor  
**Price group 2:** Colour glass and metallic glass  
**Price group 3:** Design glass and Fenix®

# Next in stock

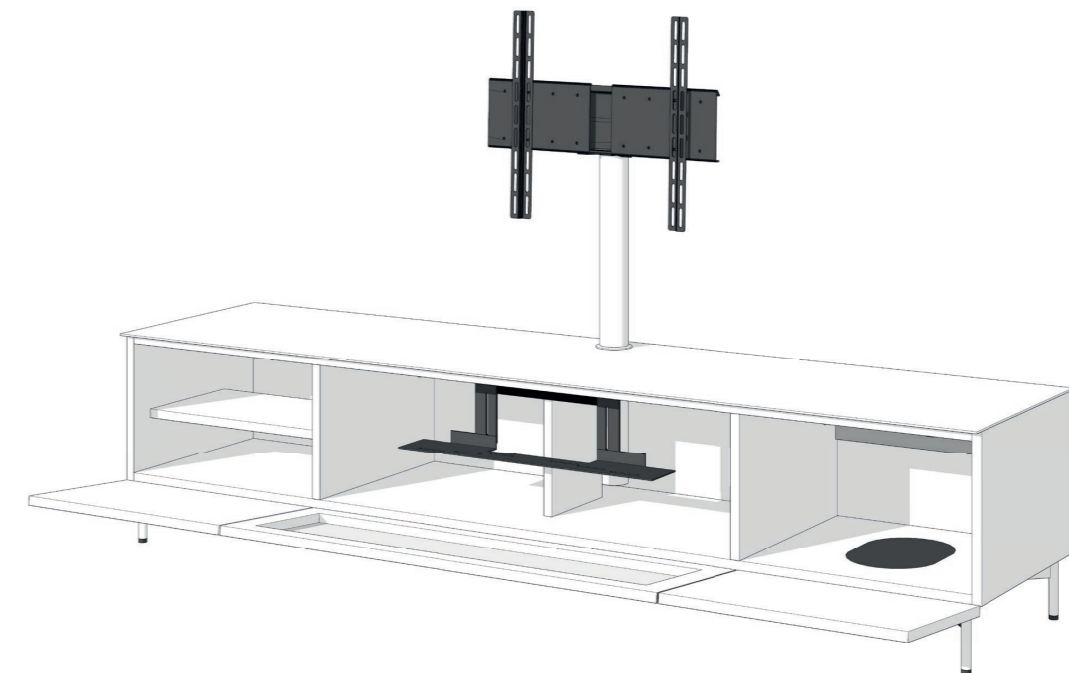
## NX5508-PE-T60

 Immediately available model from the Spectral stock collection at a special price

**Next lowboard** with fabric flap to accommodate soundbar, subwoofer and technology components (dimensions see section 1.6). Cable outlets in the rear panel facilitate cable access.

### Features and colors at a glance

<b>External dimensions</b> [W x H x D] incl. top plate and feet	200,0x45,5x48,0cm	
<b>Cabinet</b>	Smart varnish	Pebble
<b>Fabric flap</b>		Pebble
<b>Top plate</b>	Colour glass, satin	Pebble
<b>Installation type</b>	Edge feet	Pebble
<b>TV mount</b>	Universal VESA adapter	Pebble
<b>Universal soundbar tray</b>	incl.	
<b>Shelf</b>	1 piece incl.	
<b>Cable duct</b>	1 piece incl.	
<b>Subwoofer opening</b>	incl.	



# 1.1 Lowboards with flap

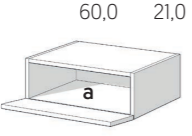
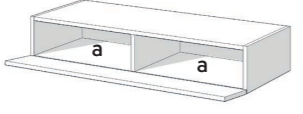
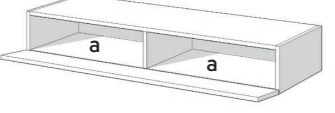
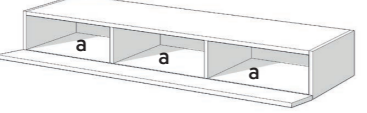
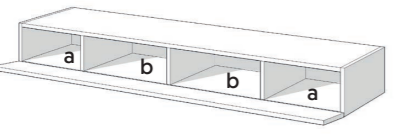
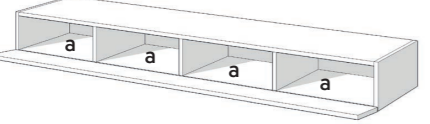
## Height 21,0 cm

Next lowboards with flap provide storage space and are suitable for accommodating technical components.  
 Cable outlets in the back panel facilitate cabling.  
 Available in depth 48,0 cm.  
 Top plate required, see section 2.

Options such as TV mount, subwoofer opening or LED lighting see section 6 and 7.

### Options and accessories at a glance

Cable opening in the top plate	•
Smart Charge	•
TV mount	•
Subwoofer opening	•
Cable duct	•
Shelf	•
Fabric flap	•
Smart Light	•

Image External dimensions (cm)	Article	External depth	Internal dimensions (cm)			
			Width	Height	Depth	
	<b>NX7101</b>	48,0	a	56,2	17,2	43,3
	<b>NX7104</b>	48,0	a	57,1	17,2	43,3
	<b>NX7105</b>	48,0	a	67,1	17,2	43,3
	<b>NX7106</b>	48,0	a	50,8	17,2	43,3
	<b>NX7107</b>	48,0	a b	37,6 47,6	17,2	43,3
	<b>NX7108</b>	48,0	a	47,6	17,2	43,3

# 1.2 Lowboards with flap

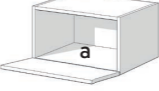
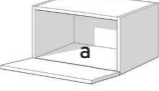
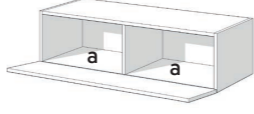
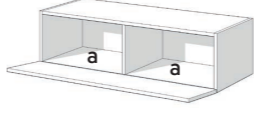
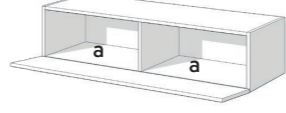
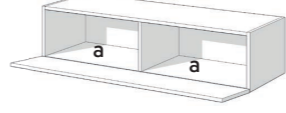
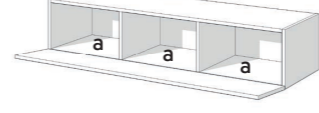
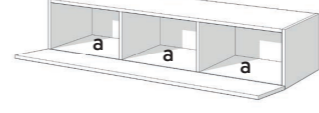
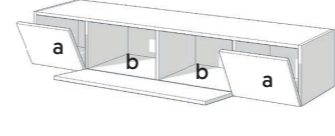
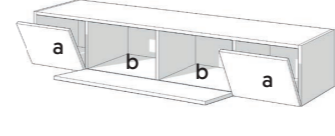
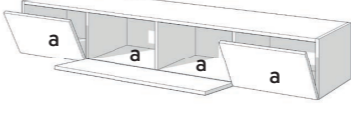
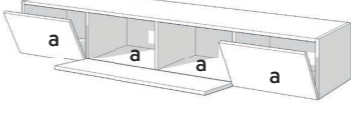
## Height 32,0 cm

Next lowboards with flap provide storage space and are suitable for accommodating technical components.  
 Cable outlets in the back panel facilitate cabling.  
 Available in depth 48,0 cm.  
 Top plate required, see section 2.

Options such as TV mount, subwoofer opening or LED lighting see section 6 and 7.

### Options and accessories at a glance

Cable opening in the top plate	•
Smart Charge	•
TV mount	•
Subwoofer opening	•
Cable duct	•
Shelf	•
Fabric flap	•
Smart Light	•

Image External dimensions (cm)	Article	External depth	Internal dimensions (cm)			
			Width	Height	Depth	
	<b>NX1101</b>	38,0	a	56,2	28,2	33,3
	<b>NX5101</b>	48,0	a	56,2	28,2	43,3
	<b>NX1104</b>	38,0	a	57,1	28,2	33,3
	<b>NX5104</b>	48,0	a	57,1	28,2	43,3
	<b>NX1105</b>	38,0	a	67,1	28,2	33,3
	<b>NX5105</b>	48,0	a	67,1	28,2	43,3
	<b>NX1106</b>	38,0	a	50,8	28,2	33,3
	<b>NX5106</b>	48,0	a	50,8	28,2	43,3
	<b>NX1107</b>	38,0	a	37,6	28,2	33,3
	<b>NX5107</b>	48,0	b a b	47,6 37,6 47,6	28,2	33,3
	<b>NX1108</b>	38,0	a	47,6	28,2	33,3
	<b>NX5108</b>	48,0	a	47,6	28,2	43,3

# 1.3 Lowboards with drawer

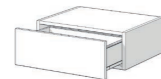

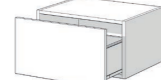

## Height 21,0 cm and 32,0 cm

Next lowboards with drawer are available in two depths 38,0cm and 48,0cm and in the two heights 21,0cm and 32,0cm. Top plate required, see section 2.

Options such as TV mount, subwoofer opening or LED lighting see section 6 and 7. Elements with drawer must be mounted to the wall (mounting kit is supplied).

**Options and accessories at a glance**

Cable opening in the top plate	•
Smart Charge	•
TV mount (for Lowboard-depth 48,0 cm)	•
Cable duct (for Lowboard-depth 48,0 cm)	•
Smart Light	•

Image External dimensions (cm)	Article	External depth	Internal dimensions (cm)		
			Width	Height	Depth
<div style="display: flex; justify-content: space-around;"> <span>60,0</span> <span>21,0</span> </div> 	<b>NX7201</b>	48,0	52,0	13,1	27,4
<div style="display: flex; justify-content: space-around;"> <span>120,0</span> <span>21,0</span> </div> 	<b>NX7204</b>	48,0	112,0	11,0	27,4
<div style="display: flex; justify-content: space-around;"> <span>60,0</span> <span>32,0</span> </div> 	<b>NX1301</b> <b>NX5301</b>	38,0 48,0	52,0	24,1	27,4
<div style="display: flex; justify-content: space-around;"> <span>120,0</span> <span>32,0</span> </div> 	<b>NX1304</b> <b>NX5304</b>	38,0 48,0	112,0	22,0	27,4

# 1.4 Lowboards with door

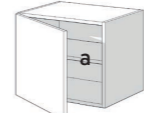

## Height 48,0 cm

Next lowboards with door are available in two depths 38,0cm and 48,0cm. One shelf per compartment is included in the scope of delivery, additional shelves can be ordered. Top plate required, see section 2.

Options such as subwoofer opening or LED illumination see section 6 and 7. Elements with drawer must be mounted to the wall (mounting kit is supplied).

**Options and accessories at a glance**

Cable opening in the top plate	•
Smart Charge	•
Fabric covered door	•
Subwoofer opening	•
Cable duct	•
Shelf	•
Smart Light	•

Image External dimensions (cm)	Article	External depth	Internal dimensions (cm)			
			Width	Height	Depth	
<div style="display: flex; justify-content: space-around;"> <span>60,0</span> <span>48,0</span> </div> 	<b>NX1401</b> <b>NX5401</b>	38,0 48,0	a	56,2	44,2	33,3
<div style="display: flex; justify-content: space-around;"> <span>120,0</span> <span>48,0</span> </div> 	<b>NX1404</b> <b>NX5404</b>	38,0 48,0	a	57,1	44,2	33,3

# 1.5 Lowboards for soundbar integration

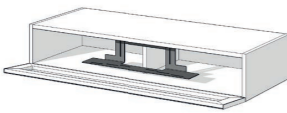
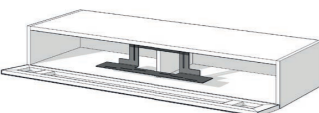
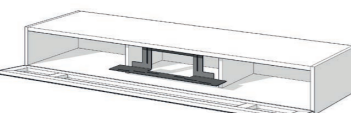
## Height 21,0 cm

**Next lowboards** with full-length fabric flap to accommodate soundbar, subwoofer and technology components. Cable outlets in the rear panel facilitate cable access. Top plate required, see section 2.

**Options** such as TV mount, subwoofer opening or LED lighting see section 6 and 7.

**Options and accessories at a glance**

Cable opening in the top plate	•
Smart Charge	•
TV mount	•
Subwoofer opening	•
Cable duct	•
Shelf	•
Smart Light	•

Image External dimensions (cm)	Article	External depth	Internal dimensions (cm)			
			Width	Height	Depth	
 120,0 21,0	<b>NX7504</b>	48,0	a	-	-	-
			b	57,1	17,2	29,9
			c	57,1	3,5	43,3
			d	110,0	14,5	11,6
 140,0 21,0	<b>NX7505</b>	48,0	a	-	-	-
			b	67,1	17,2	29,9
			c	67,1	3,5	43,3
			d	130,0	14,5	11,6
 160,0 21,0	<b>NX7506</b>	48,0	a	-	-	-
			b	50,8	17,2	29,9
			c	50,8	3,5	43,3
			d	150,0	14,5	11,6

# 1.5 Lowboards for soundbar integration

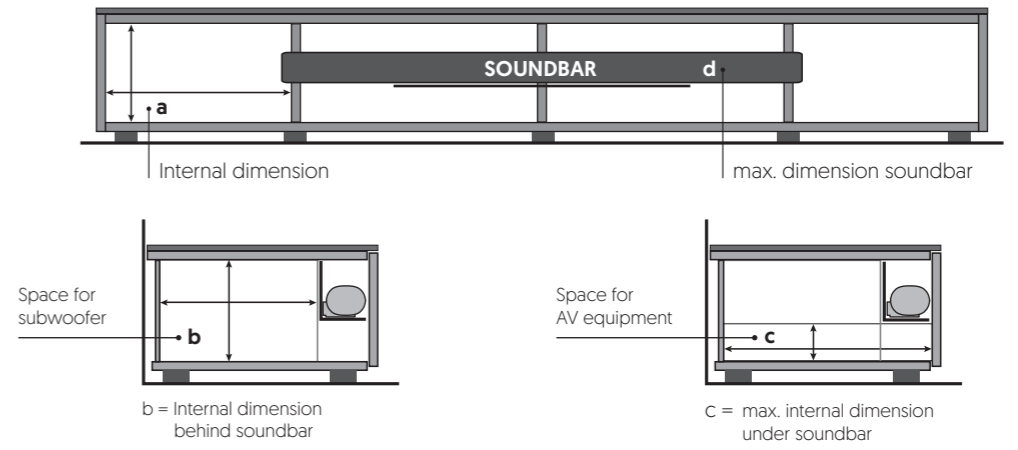
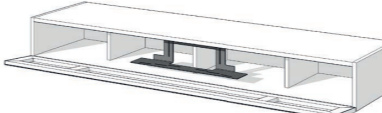
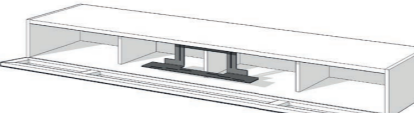


Image External dimensions (cm)	Article	External depth	Internal dimensions (cm)			
			Width	Height	Depth	
 180,0 21,0	<b>NX7507</b>	48,0	a	37,6	17,2	43,3
			b	47,6	17,2	29,9
			c	47,6	3,5	43,3
			d	170,0	14,5	11,6
 200,0 21,0	<b>NX7508</b>	48,0	a	47,6	17,2	43,3
			b	47,6	17,2	29,9
			c	47,6	3,5	43,3
			d	190,0	14,5	11,6

# 1.6 Lowboards for soundbar integration

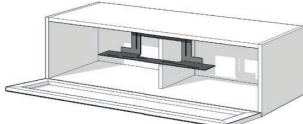
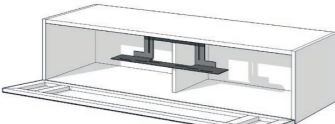
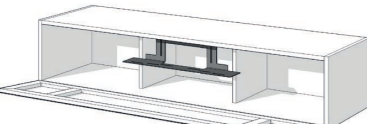
## Height 32,0 cm

**Next lowboards** with fabric flap to accommodate soundbar, subwoofer and technology components. Cable outlets in the rear panel facilitate cable access. Top plate required, see section 2.

**Options** such as TV mount, subwoofer opening or LED lighting see section 6 and 7.

**Options and accessories at a glance**

Cable opening in the top plate	•
Smart Charge	•
TV mount	•
Subwoofer opening	•
Cable duct	•
Shelf	•
Smart Light	•

Image External dimensions (cm)	Article	External depth	Internal dimensions (cm)			
			Width	Height	Depth	
	<b>NX1504</b>	38,0	a	-	-	-
			b	57,1	28,2	19,9
			c	57,1	14,5	33,3
			d	110,0	20,5	11,6
	<b>NX5504</b>	48,0	a	-	-	-
			b	57,1	28,2	29,9
			c	57,1	14,5	43,3
			d	110,0	20,5	11,6
	<b>NX1505</b>	38,0	a	-	-	-
			b	67,1	28,2	19,9
			c	67,1	14,5	33,3
			d	130,0	20,5	11,6
	<b>NX5505</b>	48,0	a	-	-	-
			b	67,1	28,2	29,9
			c	67,1	14,5	43,3
			d	130,0	20,5	11,6
	<b>NX1506</b>	38,0	a	-	-	-
			b	50,8	28,2	19,9
			c	50,8	14,5	33,3
			d	150,0	20,5	11,6
	<b>NX5506</b>	48,0	a	-	-	-
			b	50,8	28,2	29,9
			c	50,8	14,5	43,3
			d	150,0	20,5	11,6

# 1.6 Lowboards for soundbar integration

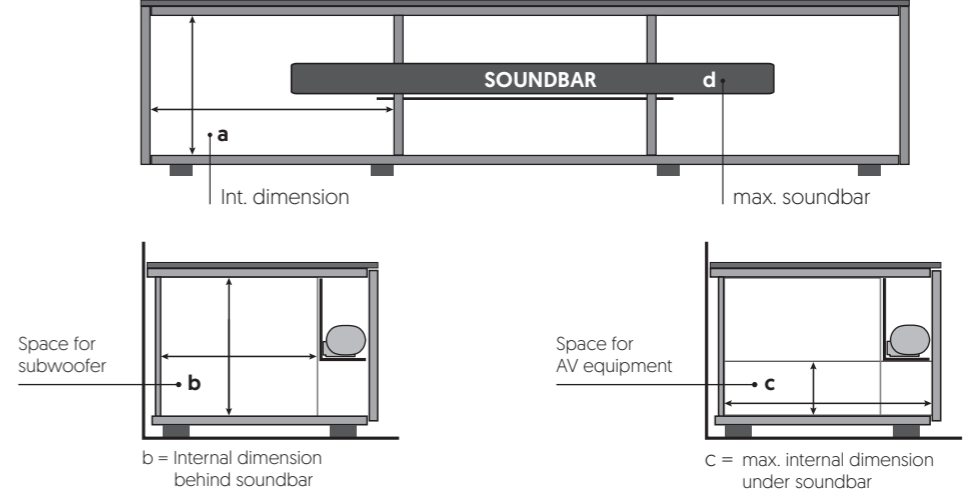
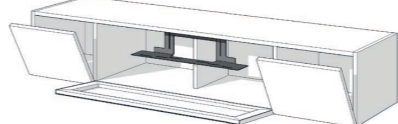
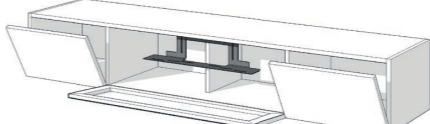


Image External dimensions (cm)	Article	External depth	Internal dimensions (cm)			
			Width	Height	Depth	
	<b>NX1507</b>	38,0	a	37,6	28,2	33,3
			b	47,6	28,2	19,9
			c	47,6	14,5	33,3
			d	91,0	20,5	11,6
	<b>NX5507</b>	48,0	a	37,6	28,2	43,3
			b	47,6	28,2	29,9
			c	47,6	14,5	43,3
			d	91,0	20,5	11,6
	<b>NX1508</b>	38,0	a	47,6	28,2	33,3
			b	47,6	28,2	19,9
			c	47,6	14,5	33,3
			d	91,0	20,5	11,6
	<b>NX5508</b>	48,0	a	47,6	28,2	43,3
			b	47,6	28,2	29,9
			c	47,6	14,5	43,3
			d	91,0	20,5	11,6

# 1.7 Lowboards for Spectral sound system




## Height 21,0 cm

**Next lowboards** with fabric flap to accommodate the Spectral loudspeaker BRP1 and other technical components.  
 Cable outlets in the rear panel facilitate cable access.  
 Top plate required, see section 2.

**Options** such as TV mount, subwoofer port or LED illumination see section 6 and 7.

**Options and accessories at a glance**

Cable opening in the top plate	•
Smart Charge	•
TV mount	•
Subwoofer opening (for lowboard width 200,0 cm)	•
Cable duct (for lowboard width 180,0 cm, 200,0 cm)	•
Smart Light	•

Image External dimensions (cm)	Article	External depth	Internal dimensions (cm)			
			Width	Height	Depth	
 120,0 21,0	<b>NX7604</b>	48,0	a	116,2	13,9	43,3
Custom reduction of depth not possible						
 140,0 21,0	<b>NX7605</b>	48,0	a	90,8	13,9	43,3
			b	20,8	17,2	43,3
 160,0 21,0	<b>NX7606</b>	48,0	a	90,8	13,9	43,3
			b	30,8	17,2	43,3

# 1.7 Lowboards for Spectral sound system

Lowboards with a height of 21,0 cm are also available without Spectral sound system.  
 Matching Spectral sound system: BRP1  
 An amplifier is required for the passive speaker BRP1.  
 We recommend using a Sonos Amp.  
 For prices and technical data on sound systems and speakers, see chapter sound systems.






Image External dimensions (cm)	Article	External depth	Internal dimensions (cm)			
			Width	Height	Depth	
 180,0 21,0	<b>NX7607</b>	48,0	a	90,8	13,9	43,3
			b	40,8	17,2	43,3
 200,0 21,0	<b>NX7608</b>	48,0	a	90,8	13,9	43,3
			b	50,8	17,2	43,3



# 1.8 Lowboards for Spectral sound system




## Height 32,0 cm

**Next lowboards** with fabric flap to accommodate the Spectral loudspeaker BRP1 and other technical components.  
 Cable outlets in the rear panel facilitate cable access.  
 Top plate required, see section 2.

**Options** such as TV mount, subwoofer opening or LED illumination see section 6 and 7.

**Options and accessories at a glance**

Cable opening in the top plate	•
Smart Charge	•
TV mount	•
Subwoofer opening (for lowboard width 200,0 cm)	•
Cable duct (for lowboard width 180,0 cm, 200,0 cm)	•
Smart Light	•

Image External dimensions (cm)	Article	External depth	Internal dimensions (cm)			
			Width	Height	Depth	
 120,0 32,0	<b>NX5604</b>	48,0	a	10,8	28,2	43,3
			b	44,4	10,6	43,3
Custom-shortened depth not possible.						
 140,0 32,0	<b>NX5605</b>	48,0	a	20,8	28,2	43,3
			b	44,4	10,6	43,3
 160,0 32,0	<b>NX5606</b>	48,0	a	30,8	28,2	43,3
			b	44,4	10,6	43,3

# 1.8 Lowboards for Spectral sound system

Lowboards with a height of 32,0 cm are only available in combination with a Spectral sound system.  
 An amplifier is required for the passive speaker BRP1.  
 We recommend using a Sonos Amp.  
 For prices and technical data on sound systems and loudspeakers, see sound systems chapter.

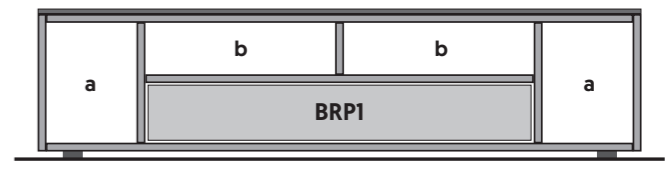
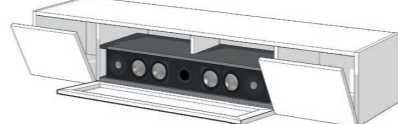

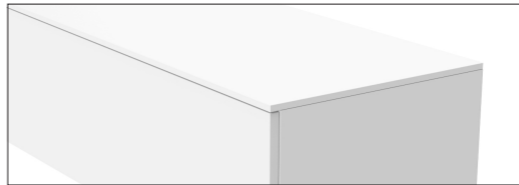
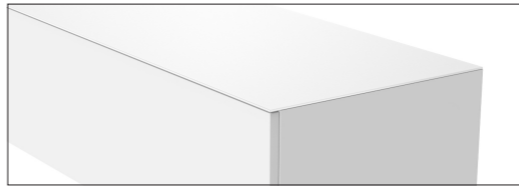


Image External dimensions (cm)	Article	External depth	Internal dimensions (cm)			
			Width	Height	Depth	
 180,0 32,0	<b>NX5607</b>	48,0	a	37,6	28,2	43,3
			b	47,6	10,6	43,3
 200,0 32,0	<b>NX5608</b>	48,0	a	47,6	28,2	43,3
			b	47,6	10,6	43,3

## 2. Top plates

Top plates are always required for lowboards.  
Top plates are optionally available for wall units with a width of 60,0cm or more.  
The maximum depth varies depending on the surface type.  
**\* Smart varnish and wood decor up to 275 cm, Fenix® up to 300 cm, colour glass, metallic glass und design glass up to 350 cm.**

Image	Article
	Top plate 60,0 cm Top plate 120,0 cm Top plate 140,0 cm Top plate 160,0 cm Top plate 180,0 cm Top plate 200,0 cm Top plate 220,0 cm Top plate 240,0 cm
Smart varnish and wood decor: 1,2 cm	Top plate 260,0 cm Top plate 275,0 cm Top plate 280,0 cm Top plate 300,0 cm Top plate 320,0 cm Top plate 340,0 cm
	
Glass and Fenix®: 0,4 cm	

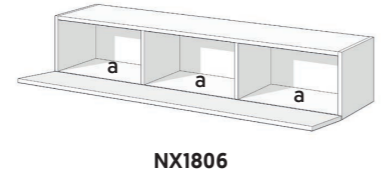
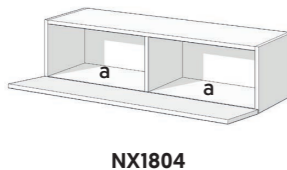
# 3.1 Wall mounted units with flap

Next wall mounted units optionally with flap opening upwards or downwards. Wall mounting kit is included. Top plate optionally selectable, see section 2.

Options and accessories see section 6 and 7.

**Options and accessories at a glance**

Shelves	•
Top plate	•



Article	External dimensions (cm)			Internal dimensions (cm)		
	Width	Height	Depth	Width	Height	Depth
NX1804	120,0	30,0	38,0	a	57,2	26,2 33,3
NX1806	160,0	30,0	38,0	a	50,8	26,2 33,3

# 3.2 Wall mounted units with door

Next wall mounted units available with door hinge on the left or right. Elements with height 120,0 cm have a construction shelf glued in the middle. For units with height 60,0 cm, one shelf is included. Height 100,0 cm and 120,0 cm include two shelves. Shelves are height adjustable in 3,2 cm increments. Wall mounting kit is included. Top plate optionally available from a width of 60,0 cm, see section 2.

Options and accessories see section 6 and 7.

**Options and accessories at a glance**

Shelves	•
Top plate (from wide 60 cm)	•



Article	External dimensions (cm)			Internal dimensions (cm)		
	Width	Height	Depth	Width	Height	Depth
NX1701*	30,0	60,0	38,0	a	26,2	56,2 33,3
NX1702	60,0	60,0	38,0	a	56,2	56,2 33,3
NX1703*	30,0	100,0	38,0	a	26,2	96,2 33,3
NX1704*	40,0	100,0	38,0	a	36,2	96,2 33,3
NX1705*	30,0	120,0	38,0	a	26,2	57,2 33,3
NX1706*	40,0	120,0	38,0	a	36,2	57,2 33,3

\* Individual width reduction by max. 10,0 cm possible.

# 3.3 Open wall units

Next open wall units have a wall thickness of 1,2 cm. Intermediate shelves and bars are firmly glued. Additional shelves are not possible. Wall mounting kit is included.

Open wall units are not available in black.

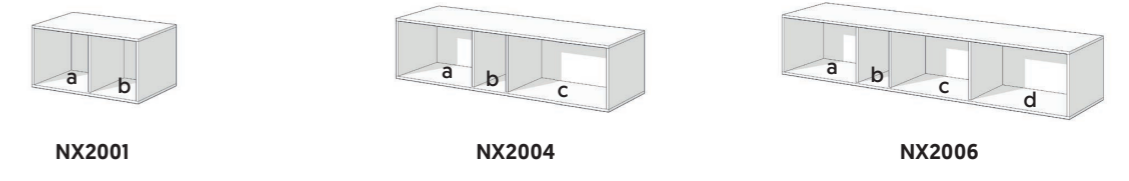


Article	External dimensions [cm]			Internal dimensions [cm]			
	Width	Height	Depth	Width	Height	Depth	
<b>NX2020</b>	30,0	30,0	38,0	<b>a</b>	27,6	27,6	34,4
<b>NX2021</b>	30,0	60,0	38,0	<b>a</b>	27,6	20,7	34,4
				<b>b</b>	27,6	35,7	34,4
<b>NX2013</b>	20,0	100,0	38,0	<b>a</b>	17,6	43,0	34,4
				<b>b</b>	17,6	18,0	34,4
				<b>c</b>	17,6	34,2	34,4
<b>NX2023</b>	30,0	100,0	38,0	<b>a</b>	27,6	43,0	34,4
				<b>b</b>	27,6	18,0	34,4
				<b>c</b>	27,6	34,2	34,4
<b>NX2014</b>	20,0	120,0	38,0	<b>a</b>	17,6	43,0	34,4
				<b>b</b>	17,6	18,0	34,4
				<b>c</b>	17,6	54,2	34,4
<b>NX2024</b>	30,0	120,0	38,0	<b>a</b>	27,6	43,0	34,4
				<b>b</b>	27,6	18,0	34,4
				<b>c</b>	27,6	54,2	34,4

# 3.3 Open wall units

Next open wall units have a wall thickness of 1,2 cm. Intermediate shelves and bars are firmly glued. Additional shelves are not possible. Wall mounting kit is included.

Open wall units are not available in black.



Article	External dimensions [cm]			Internal dimensions [cm]			
	Width	Height	Depth	Width	Height	Depth	
<b>NX2001</b>	60,0	30,0	38,0	<b>a</b>	28,2	27,6	34,4
				<b>b</b>	28,2	27,6	34,4
<b>NX2004</b>	120,0	30,0	38,0	<b>a</b>	43,0	27,6	34,4
				<b>b</b>	18,0	27,6	34,4
				<b>c</b>	54,2	27,6	34,4
<b>NX2006</b>	160,0	30,0	38,0	<b>a</b>	43,0	27,6	34,4
				<b>b</b>	18,0	27,6	34,4
				<b>c</b>	43,0	27,6	34,4
				<b>d</b>	50,0	27,6	34,4

## 4. Tailor-made options



With Next you have options for customization. Tailor-made according to your ideas, custom carpentry for your home. Popular changes are in the table below.

\* For dimension changes and continuous top plates please use the furnplan planning software. A separate request and written quotation is not required for this. For further options and information, please visit our website at [www.spectral.eu/tailor-made](http://www.spectral.eu/tailor-made) or inquire directly with our customer service by e-mail at [info@spectral.eu](mailto:info@spectral.eu).

Type of change	Remarks
Dimension change * [1 charge for all dimension changes per combination]	
Width adjustment up to max. 20,0 cm	
Depth adjustment up to max. 60,0 cm	For elements with depth 48,0 cm
Height adjustment up to max. 42,0 cm	
Special glass	For example: cable outlet at rear edge glass top plate
Change interior layout S	Small change, e.g. shorten center bar
Change interior layout L	Major change, such as customization or division
Alter position of the TV-mount (top plate wood / Fenix®)	If top plate is smart varnish, wood decor or Fenix®
Alter position of the TV-mount (top plate glass)	If top plate is colour glass, metallic glass or design glass
Modification TV-column	Change height, add drill holes etc.
Add steel reinforcement	From clear width 67,0 cm
Cable outlet / cutout in the wooden cabinet D = 6,0 cm, position according to sketch	Price per additional cutout or omission of a cutout
Cable outlet / cutout in the wooden cabinet individual according to sketch	Price per cutout
Reposition wall mount bracket	

# 5.1 Installation types standard

Standard installation types are included in the basic price of the furniture element. The base colour is black matt (Stick is also possible in the surface polished aluminum). Stick and Edge feet can also be painted in the colour of your choice according to the NCS or Sikkens 5051 colour chart.

\* Castors not possible for lowboards of 38,0 cm depth or for lowboards with drawer or pull-out shelf.



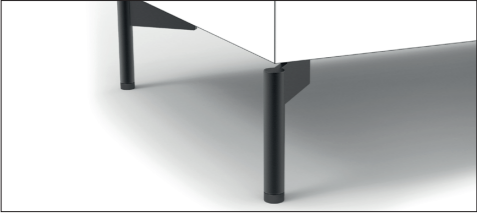

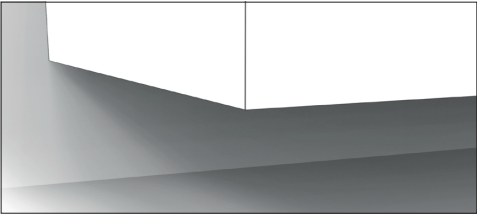






Image	Type	Dimensions (cm)
		<b>Height</b>
	Glides	2,5 – 3,5
	Stick	7,8 – 8,8
	Edge	13,0 – 13,5
	Castors *	5,2

Image	Type	Dimensions (cm)
		<b>Height</b>
	Wall mounted	optional








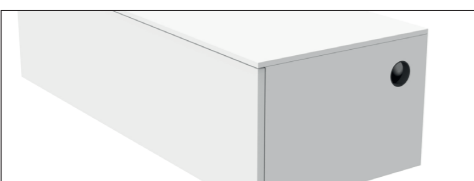

# 5.2 Installation types foot frames

The base colour is black matt, all base frames can be painted in desired colour from NCS or Sikkens 5051 colour guide. The crossbars between the frame parts are always black.

All foot frames are height adjustable:  
Blade: Height 16,0 cm + 0,5 cm  
Bridge: Height 18,5 cm + 1,0 cm

Image	Function	Dimensions (cm)		Dimensions foot frames		
		Depth	Width	Width	Height	Depth
		<b>Suitable for furniture</b>				
	<b>Blade</b> with 2 frame parts	38,0 48,0	90,0 – 240,0	81,8 – 201,8 81,8 – 201,8	16,0 16,0	33,6 43,6
	<b>Blade</b> with 3 frame parts	38,0 48,0	240,1 – 360,0	222,8 – 322,8 222,8 – 322,8	16,0 16,0	33,6 43,6
	<b>Bridge</b> with 2 frame parts	38,0 48,0	90,0 – 240,0	81,8 – 201,8 81,8 – 201,8	18,5 18,5	29,8 39,8
	<b>Bridge</b> with 3 frame parts	38,0 48,0	240,1 – 360,0	221,8 – 321,8 221,8 – 321,8	18,5 18,5	29,8 39,8
	<b>Blade</b>					
	<b>Bridge</b>					

## 6. Options and accessories






Image	Article	Function
 <p>VESA 200x200 – 400x400    VESA 100x100 – 400x600</p>	<b>NX9000</b>	<b>TV mount T60/T62</b> aluminium or black <b>TV mount T60/T62</b> in colour of your choice Available with adapter for VESA 200 x 200 to 400 x 400 or universal adapter for any TV up to VESA 600 x 400
	<b>SPMEX1</b>	<b>Extension kit VESA 600 x 600</b> for universal adapter
	<b>ZU2093</b>	<b>Universal media mount</b> For any media components, mounting on the rear of the TV mount
	<b>Option</b>	<b>Cable opening</b> in the top plate [CA] Diameter 6,0 cm
		
	<b>ZU2139</b>	<b>Cover for cable opening, white</b>
	<b>ZU2140</b>	<b>Cover for cable opening, black</b> For glass and Fenix®
	<b>Option</b>	<b>Cable cutout</b> in the cover plate Cable cutout with brush on the rear edge of the top plate and cable opening in the rear panel
	<b>Option</b>	<b>Cable opening horizontal</b> between two lowboards

## 6. Options and accessories


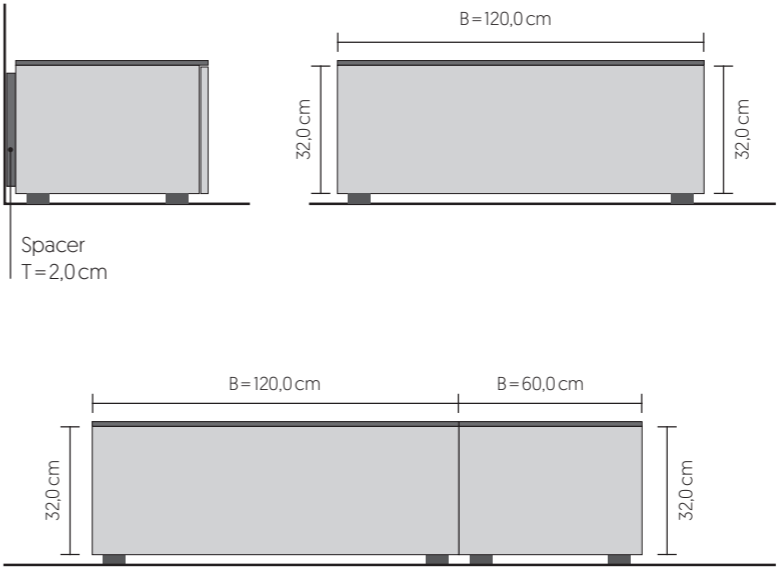

\* Elements with drawer or pull-out shelf must be fixed to the wall. (fixing material is supplied).

Image	Article	Function
	<b>NX9002</b>	<b>Cable duct for lowboards w=60–160 cm</b> [for 1 compartment]
	<b>NX9003</b>	<b>Cable duct for lowboards w=200 cm</b> [for 1 compartment]
	<b>NX9004</b>	<b>Cable duct for lowboards w=180 cm</b> [for 1 compartment] In the middle shelf of 160,0cm wide lowboards, a cable duct is not possible in conjunction with a TV mount.
	<b>Option</b>	<b>Fabric front</b> [flap or door] Covered with acoustic fabric, available in black, carbon, pebble, grey, graphite or silver
	<b>Option</b>	<b>Subwoofer opening</b> Position optionally in the middle, left or right compartment
	<b>ZU2231</b>	<b>Subwoofer elastic buffer [4 pcs.]</b> For optimal positioning in the furniture
	<b>NXFB</b>	<b>Shelf</b> 19 mm shelf in cabinet colour, height adjustable
	<b>SLE01 *</b>	<b>Insert for interior arrangement for drawer</b>
	<b>TA01 *</b>	<b>Pull-out shelf</b> Dimension of footprint [w x d]: 44,0 cm x 41,2 cm, height: 6,4 cm Extendable by 32,0 cm Required compartment depth: min. 43,3 cm Required compartment width: - compartment without flap damper: 45,1 cm - compartment with one flap damper: 47,6 cm - compartment with two flap dampers: 50,1 cm Attention: when installing in the middle compartment (e.g. NX5106), cable management is only possible to a limited extent. We recommend installation in one of the outer compartments.

# 6. Options and accessories

Image	Article	Function
	<b>Option</b>	<b>Continuous top plate</b> For combinations a continuous top plate can be selected. Depending on the surface, different maximum widths apply. Smart varnish and wood decor up to 275,0cm, Fenix® up to 300,0cm, colour glass, metallic glass and design glass up to 350,0cm. <b>For prices and widths see section 2 (top plates)</b>
	<b>ZU1933</b>	<b>Smart charge kit</b> The Smart Charge wireless charging technology uses the common Qi standard of the Wireless Power Consortium, to which all major mobile device manufacturers adhere to.
	<b>ZU1864</b>	<b>IR link system</b> For control of audio and video equipment when furniture flap is closed.
	<b>ZU1871</b>	<b>Flat europlug</b> Flat europlug 1,5 m cable, Schuko connections (not available in the UK)
		<b>Spectral spray</b> A gentle foam cleaner for LED, LCD, plasma and computer screens. Also suitable for glass, metal and painted surfaces. With an anti-static microfiber cloth for swift, streak-free cleaning. Contains 300 ml.

# 7. Smart Light

Image	Article	Function
	<b>LED-NX</b>	<b>Indirect LED lighting</b> <span style="float: right;">Price per 1 cm</span> Lighting on the rear edge of the furniture. With dimming function and adjustable light color from cold white to warm white, approx. 2500 – 6500 Kelvin. Depending on the model, the position of the LED strips can be individually planned at the top, sides and bottom. Continuous LED strips up to 350 cm are possible.  Including connection kit <b>LED-AN3</b> for operation via remote control or optionally in the smart home via Zigbee 3.0 (e.g. Amazon, Google, Philips Hue, ...). A Zigbee hub is required. For LED strips that are 5 m or longer a second connection set is included.
 <p>Spacer T=2,0cm</p> <p>B=120,0cm</p> <p>B=120,0cm</p> <p>B=60,0cm</p> <p>32,0cm</p> <p>32,0cm</p>		<p><b>Example pricing: NX5104</b> The price is based on the furniture dimensions:  32,0 cm + 120,0 cm + 32,0 cm = <b>184,0 cm x € / cm</b></p> <p><b>Example pricing: NX5104 + NX5301</b> The price is based on the furniture dimensions:  32,0 cm + 120,0 cm + 60,0 cm + 32,0 cm = <b>244,0 cm x € / cm</b></p>
	<b>ZU1873</b>	<b>Interior lighting</b> LED light with motion sensor
	<b>ZU1874</b>	<b>USB charger</b> For interior lighting



# 8. Load

## Lowboards with glide feet, Stick feet, Edge feet / castors

	Max. total load (in kg) *	Max. load on top plate (in kg)
Width 60,0 – 160,0 cm	60	40
Width 180,0 – 200,0 cm	80	60

## Wall mounted lowboards

	Max. total load (in kg) *	Max. load on top plate (in kg)
Width 60,0 – 140,0 cm	30	30
Width 160,0 – 200,0 cm	40	40

## Lowboards / combinations with foot frames

	Max. total load for each foot frame (in kg) *	Max. load on top plate (in kg)
Foot frame for width 90,0 – 160,0 cm	60	40
Foot frame for width 180,0 – 200,0 cm	60	60
Foot frame for width 220,0 – 240,0 cm	60	40
Foot frame for width 260,0 – 360,0 cm	80	40

## Drawer

	Max. load for each drawer compartment (in kg)
SL	20

## Pull-out shelf

	Max. load on pull-out shelf (in kg)
TA01	20

## Shelves

	Max. load for each shelf (in kg)
Shelf	15

## TV mount

	Max. load (in kg)
NX9000 (T60/T62)	40

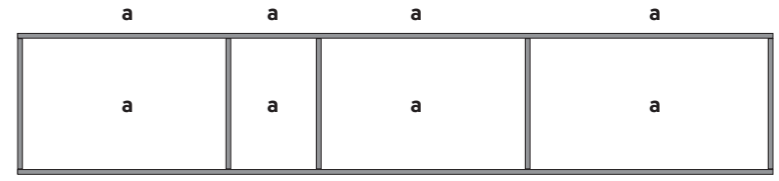
\* Does not include load of TV mount

# 8. Load

## Wall mounted units

	Max. total load (in kg)	Max. load on top plate (in kg)
Width 30,0 – 60,0 cm	40	40
Width 120,0 cm	30	30
Width 160,0 cm	40	40

## Open wall mounted units



	Max. total load (in kg)	Max. load for each compartment and above compartments (in kg)
Elements with 1 compartment	10	a 10
Elements with 2 compartments	20	a 10
Elements with 3 compartments	30	a 10
Elements with 4 compartments	40	a 10

# 9. Next colours & surfaces

## Smart varnish – matt, soft touch & anti fingerprint



## Wood decors




## Colour glass – glossy or satin

Exclusively available for top plates




## Metallic glass – glossy or satin

Exclusively available for top plates




## Fenix® – matt, soft touch & anti fingerprint

Exclusively available for top plates



## Design glass – glossy or satin

Exclusively available for top plates




Further Design glasses are available. A comprehensive overview can be found in the **spectral colours & surfaces** chapter.

## Acoustic fabric flaps



## Metal surfaces

Edge feet, Stick feet, foot frames Bridge and Blade and column TV mount



**Base colour**  
Edge foot, Foot frame Bridge, Blade and Frame  
BG Black

**Base colour**  
Column TV mount and Stick foot  
BG Black and aluminium

**Note on glass surfaces:**  
Glass is a product made from natural raw materials and is subject to variations in production technology. Depending on the inherent colour of the glass, glass thickness and lighting conditions, there may be colour differences between different glass surfaces.  
Likewise, there may be deviations between glass samples in the specialized trade and the finished furniture. In the case of subsequent deliveries of glass surfaces, production- and batch-dependent colour differences are possible and do not constitute grounds for complaint.

**Note on fabrics:**  
Fabrics are subject to production variations. Therefore, there may be colour differences between different fabric-related components.  
Likewise, there may be deviations between fabric samples in the specialist trade and the finished furniture. In the case of subsequent deliveries of fabric-related components, production- and batch-dependent colour differences are possible and do not constitute grounds for complaint.