



brick



Not just furniture, a statement. When you do not want much, but only the best? Then Brick is your thing. The world's first TV furniture with sound in the plinth is the most pared-down solution imaginable for the best home theater entertainment. Without visible loudspeakers and cables lying around. Your audio and video equipment disappears elegantly in the abundant storage space behind matt satin or brilliantly shiny glass fronts. Simplify your living room with Brick.

Made in Germany.

Brick System

Brick	<p>Brick is a solitary media lowboard.</p> <p>The system consists of several models in three widths. Characteristic is the design with indented plinth. The plinth can also accommodate a sound system. With glass flaps, fabric flaps and drawers, Brick is suitable for all living areas.</p> <p>With its scratch resistant glass surface in over 2,000 colours and many options, Brick can meet many individual needs.</p> <p>Like all Spectral furniture, Brick is manufactured in Pleidelsheim, southern Germany.</p>
System & grid	<p>Different variants with flaps or drawers in ready combinations.</p> <p>Width grid: 121 cm, 151 cm, 200 cm</p> <p>Height grid: 30,4 cm, 38,3 cm, 43,3 cm</p> <p>Depth grid: 52,5 cm</p>
Tailor-made options	<p>Brick is available exclusively in the grid dimensions.</p>
Cabinet	<p>Solid MDF cabinet [16 mm wall thickness] miter glued for maximum stability. The cabinet surface Sand is black fine-textured, exceptionally robust and easy to clean. The scratch resistant glass surface is available in over 2,000 colours, glossy or satin.</p>
Shelves	<p>Glass shelves are included in BR1201, BR1501, BR2000 and BR2001 models.</p>
Top plates	<p>Glass top plates and side panels are included with each lowboard element.</p>
Mechanics & function	<p>Pull mechanism with integrated handle. Drawer mechanism with soft-close and flap dampers of the highest quality.</p>
Installation types	<p>Plinth, sound plinth, wall mounting or Edge foot. Base colour is black. Edge feet can be painted in desired colour.</p>
Room divider	<p>Brick can also be placed freely in the room. In this case, the same glass surface is also mounted on the back.</p>
TV integration	<p>TVs can be elegantly integrated with the rotating TV mount. The cable is routed invisibly in the column. There are two TV adapters to choose from: VESA adapter [for TV with VESA standard up to 400 x 400 mm] and Universal TV adapter, with which any TV can be mounted. Alternatively, TVs with feet can be placed on the top plate, the cable routing can be done with a cable opening in the cabinet. With a TV wall mount from Spectral, the TV can also be mounted on the wall, in this case, an on-site cable routing in the wall is recommended.</p>

Sound integration

Brick offers two variants for sound integration.

Acoustic fabric flap. Each flap can be selected as a fabric flap. The flap is covered with acoustic fabric, which allows the sound to escape unhindered. The center bar is set back by 12,4 cm so that soundbars can be placed behind the fabric flap [the glass shelves are then omitted in the BR1201, BR1501 and BR2001 models]. A universal soundbar shelf is also available as an accessory. With this, the soundbar can be optimally adjusted for height. For the integration of subwoofers, a subwoofer opening in the base can be selected for models with wall mounting or Edge feet.

Sound plinth. The plinth can also be selected for sound integration. There are two variants here: For Spectral sound systems or as a universal sound plinth for most soundbar systems.

Lighting

Indirect LED lighting on the rear edge of the furniture. With dimming function and adjustable light color from cold white to warm white, approx. 2500 – 6500 Kelvin. The LED strips can be individually planned at the top and sides. The LED lighting can be operated by remote control or optionally by smart home via Zigbee 3.0 [Zigbee hub required].

Wireless Charging

All current smartphones with Qi standard can be charged wirelessly with Smart Charge. The charging element is invisibly integrated under the surface. A discreet marking shows the area on which charging is possible.

Cable management

A cable opening can be selected in the top plate, the opening can be closed with a cover. In the back wall of the cabinet there are openings to route the cables. With the TV swivel mount, the cables are led invisibly through the column into the cabinet.

Surfaces

Colour glass. Colour glass consists of a 4 mm safety glass plate. The paint finish is applied to the underside. The glass surface is very hard, scratch resistant and easy to clean. There are 5 base colours to choose from as well as over 2,000 custom colours. This can be selected from the NCS or Sikkens 5051 colour chart [most RAL colours are available on request]. The glass surface can be selected in gloss or satin [matt].

Metallic glass. Metallic glass has the same properties as colour glass and is available in 6 chic metallic colours. The glass surface can be selected gloss or satin [matt].

Acoustic fabric flaps. Flaps can also be selected with acoustic fabric.

Brick in stock

BR1502-SNG-TX

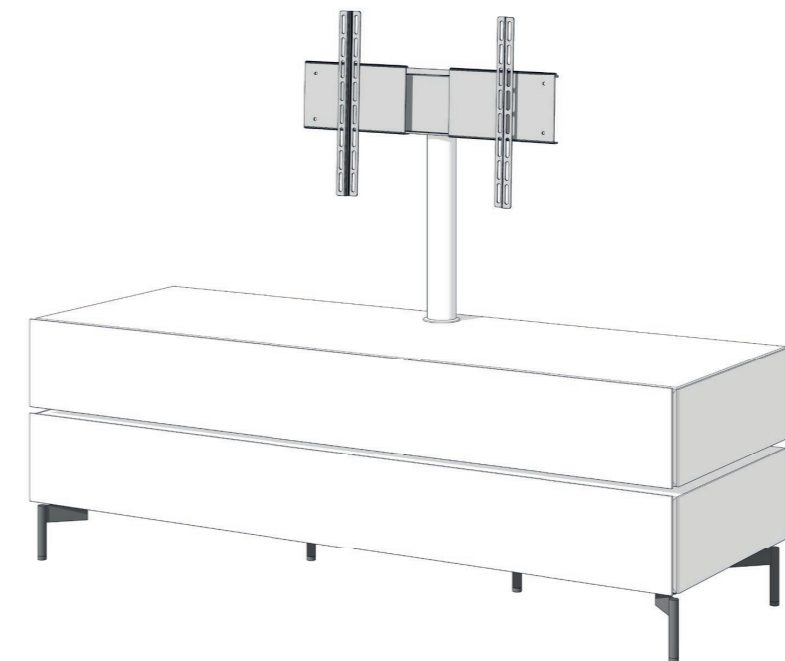
➔ **Immediately available model from the Spectral stock collection at a special price**

Brick lowboard 150 cm wide, flap at the top and drawer at the bottom (dimensions see section 1.2).
All lowboards have a cable opening in the bottom plate as a standard feature and are delivered including the side panels in glass.

Elements with drawer or pull-out shelf must be fixed to the wall (mounting kit is supplied).

Features and colors at a glance

External dimensions (W x H x D) incl. top plate and feet	150,9x51,3x52,5 cm	
Upper front	Flap	
Lower front	Drawer	
Surface	Colour glass, satin	Snow
Installation type	Edge feet	Black
TV mount	Universal VESA adapter	Black



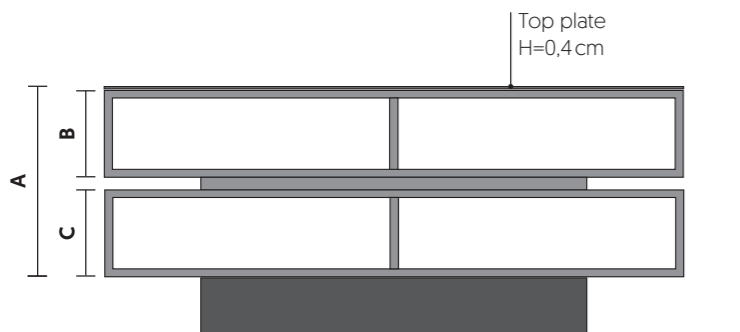
1. Lowboards

Brick is individually configurable. There are three different widths to choose from, different heights as well as different combinations of drawer and flap. All lowboards have a cable opening in the bottom plate as a standard feature and are delivered including the side panels in glass.

Options such as TV mount, subwoofer opening or LED illumination see section 6 and 7. Elements with drawer or pull-out shelf must be fixed to the wall (mounting kit is supplied).

Options and accessories at a glance

	with flap	with drawer
TV mount	•	•
Cable opening in the top plate	•	•
Smart Charge	•	•
Subwoofer opening (not for plinth)	•	
Room divider panel	•	
Fabric flap	•	
Smart Light	•	•



1.2 Lowboards with a width of 150,0 cm

Image	Article	Ext. dimensions (cm) incl. side panels			Function SL = Drawer KL = Flap	Int. dimensions (cm)			
		Width	Height	Depth		Width	Height	Depth	
	BR1501	A	150,9	30,4	52,5	a = KL	47,8	26,7	47,5
						a = SL	43,6	22,7	27,4
	BR1502	A	150,9	38,3	52,5	a = KL	47,8	14,7	47,5
						a = SL	43,6	10,7	27,4
						b = KL	47,8	14,7	47,5
b = SL	43,6	10,7	27,4						
	BR1503	A	150,9	43,3	52,5	a = KL	47,8	14,7	47,5
						a = SL	43,6	10,7	27,4
						b = KL	47,8	19,7	47,5
b = SL	43,6	15,7	27,4						

1.1 Lowboards with a width of 120,0 cm

Image	Article	Ext. dimensions (cm) incl. side panels			Function SL = Drawer KL = Flap	Int. dimensions (cm)			
		Width	Height	Depth		Width	Height	Depth	
	BR1201	A	121,1	30,4	52,5	a = KL	57,6	26,7	47,5
						a = SL	53,4	22,7	27,4
	BR1202	A	121,1	38,3	52,5	a = KL	57,6	14,7	47,5
						a = SL	53,4	10,7	27,4
						b = KL	57,6	14,7	47,5
b = SL	53,4	10,7	27,4						
	BR1203	A	121,1	43,3	52,5	a = KL	57,6	14,7	47,5
						a = SL	53,4	10,7	27,4
						b = KL	57,6	19,7	47,5
b = SL	53,4	15,7	27,4						

1.3 Lowboards with a width of 200,0 cm

Image	Article	Ext. dimensions (cm) incl. side panels			Function SL = Drawer KL = Flap	Int. dimensions (cm)			
		Width	Height	Depth		Width	Height	Depth	
	BR2000	A	200,3	30,4	52,5	a = KL	47,8	26,7	47,5
						a = SL	43,6	22,7	27,4
						b	47,8	13,4	47,5
c = SL	43,6	7,7	27,4						
	BR2001	A	200,3	30,4	52,5	a = KL	47,8	26,7	47,5
						a = SL	43,6	22,7	27,4

2. Tailor-made options



With Brick you have options for customization. Tailor-made according to your ideas, custom carpentry for your home. Popular changes are in the table below.

Type of change	Remarks
Exchange the available element heights	
Dimension change sound plinth	
Special glass	For example: cable outlet at rear edge glass top plate
Change interior layout S	Small change, e.g. shorten center bar
Change interior layout L	Major change, such as customization or division
Modification TV-column	Change height, add drill holes etc.
Cable outlet / cutout in the wooden cabinet D = 6,0cm, position according to sketch	Price per additional cutout or omission of a cutout
Cable outlet / cutout in the wooden cabinet individual according to sketch	Price per cutout
Reposition wall mount bracket	
No dimension changes possible	

3. Installation types









All types of installation are included in the basic price of the furniture element. The standard colour of Edge feet is black matt, they can be optionally painted in desired colour from NCS or Sikkens 5051 colour chart. Fabric cover of sound plinth is black. Sound plinths for Spectral sound systems are only available in combination with a Spectral sound system or a Spectral loudspeaker. An amplifier is required for the BRP1 passive speaker. We recommend using a Sonos Amp. For prices and technical data on sound systems and speakers, see sound systems chapter.

Image	Function	Dimensions (cm)		
		Width	Height	Depth
	Universal plinth Height 12,0cm, without sound integration			
	Plinth for models w=120,0cm	80,0	12,0	40,5
	Plinth for models w=150,0cm	110,0	12,0	40,5
	Plinth for models w=200,0cm	160,0	12,0	40,5
	Universal sound plinth With black fabric cover and height-adjustable universal soundbar shelf to accommodate soundbar systems from different manufacturers			
	Plinth for models w=120,0 and 150,0cm	109,9	20,3	41,8
	Max. soundbar	104,7	15,0	12,0
	Plinth for models w=200,0cm	159,9	20,3	41,8
	Max. soundbar	154,7	15,0	12,0
	Sound plinth for Spectral sound systems With black fabric cover (Only available with Spectral speaker BRP1)			
	Plinth for models w=120,0cm	94,1	17,3	41,8
	Plinth for models w=150,0cm	109,9	17,3	41,8
	Plinth for models w=200,0cm	159,9	17,3	41,8

Image	Type	Dimensions (cm)
		Height
	Edge	13,0 – 13,5





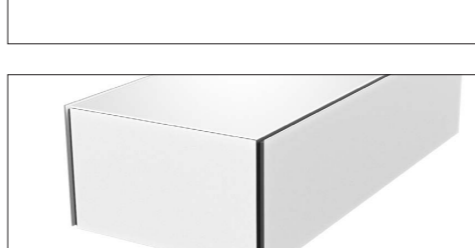
Image	Type	Dimensions (cm)
		Height
	Wall mounted	optional

4. Options and accessories





Image	Article	Function
	Option	TV mount TX Aluminium or black TV mount TX in colour of your choice Available with adapter for VESA 200 x 200 to 400 x 400 or universal adapter for any TV up to VESA 600 x 4000
	SPMEX1	Extension kit VESA 600 x 600 for universal adapter
	ZU2093	Universal media mount For any media components, mounting on the rear of the TV mount
	Option	Cable opening in the top plate [CA] Diameter 6,0 cm
	ZU2139 ZU2140	Cover for cable opening , white Cover for cable opening , black Cable feed through possible
	Option	Subwoofer opening Including black fabric cover, position optionally in the middle, left or right compartment (not selectable with plinth)
	ZU2231	Subwoofer elastic buffer (4 pcs.) For optimal positioning in the furniture
	Option	Fabric flap Covered with acoustic fabric, available in black, carbon, pebble, grey, graphite or silver Prepared for mounting the universal soundbar shelf ADX02 [12,4 cm recessed center bar / without glass shelves] Max. dimension of soundbar [W x H x D]: W=120,0 cm Section H=18 / 23 / 30 cm: 109,4 x 13,7 / 18,7 / 25,7 x 11,9 cm W=150,0 cm Section H=18 / 23 / 30 cm: 139,2 x 13,7 / 18,7 / 25,7 x 11,9 cm W=200,0 cm [BR2001] Section H=30 cm: 89,7 x 25,7 x 11,9 cm

4. Options and accessories


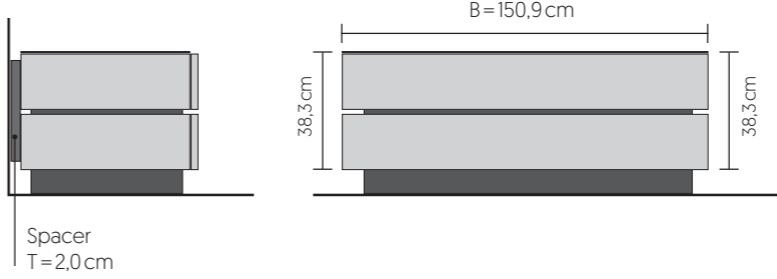

* Elements with drawer or pull-out shelf must be fixed to the wall [fixing material is supplied].

Image	Article	Function
	ADX02	Universal soundbar tray Height adjustable universal soundbar tray to accommodate soundbar systems from different manufacturers in one element with fabric flap. Max. dimension of soundbar [W x H x D]: W=120,0 cm Section H=18 / 23 / 30 cm: 109,4 x 11,9 / 17,9 / 20,9 x 11,6 cm W=150,0 cm Section H=18 / 23 / 30 cm: 139,2 x 11,9 / 17,9 / 20,9 x 11,6 cm W=200,0 cm [BR2001] Section H=30 cm: 89,7 x 20,9 x 11,6 cm
	Option *	Drawer [SL] instead of flap For elements w=120,0 cm and w=200,0 cm Drawer [SL] instead of flap For elements w=150,0 cm
	SLE01 *	Insert for interior arrangement for drawer
	TA01 *	Pull-out shelf Dimension of footprint [w x d]: 44,0 cm x 41,2 cm, height: 6,4 cm Extendable by 32,0 cm Required compartment depth: min. 43,3 cm Required compartment width: - compartment without flap damper: 45,1 cm - compartment with one flap damper: 47,6 cm - compartment with two flap dampers: 50,1 cm Attention: when installing in the middle compartment [e.g. BR1501], cable management is only possible to a limited extent. We recommend installation in one of the outer compartments.
	Option	Room divider panel for BR1201 Room divider panel for BR1202 and BR1203 Room divider panel for BR1501 Room divider panel for BR1502 and BR1503 Room divider panel for BR2000 and BR2001 Rear panel for floor standing lowboards with flap. Not possible for elements with drawer or pull-out shelf.

4. Options and accessories

Image	Article	Function
	ZU1933	Smart charge kit The Smart Charge wireless charging technology uses the common Qi standard of the Wireless Power Consortium, to which all major mobile device manufacturers adhere to. Can be positioned optionally on the left and/or right.
	ZU1864	IR link system For control of audio and video equipment when furniture flap is closed.
	ZU1871	Flat europlug Flat europlug 1,5 m cable, Schuko connections [not available in the UK]
		Spectral spray A gentle foam cleaner for LED, LCD, plasma and computer screens. Also suitable for glass, metal and painted surfaces. With an anti-static microfiber cloth for swift, streak-free cleaning. Contains 300 ml.

5. Smart Light

Image	Article	Function
	LED-BR	Indirect LED lighting Price per 1cm Lighting on the rear edge of the furniture. With dimming function and adjustable light color from cold white to warm white, approx. 2500 – 6500 Kelvin. Depending on the model, the position of the LED strips can be individually planned at the top and sides. Continuous LED strips up to 350 cm are possible. Including connection kit LED-AN3 for operation via remote control or optionally in the smart home via Zigbee 3.0 [e.g. Amazon, Google, Philips Hue, ...]. A Zigbee hub is required. For LED strips that are 5 m or longer a second connection set is included.
		Example pricing: BR1502 The price is based on the furniture dimensions: $38,3\text{ cm} + 150,9\text{ cm} + 38,3\text{ cm} = 227,5\text{ cm x € / cm}$
	ZU1873	Interior lighting LED light with motion sensor
	ZU1874	USB charger For interior lighting

6. Load

Floor standing lowboards

Max. total load (in kg) *	Max. load on top plate (in kg)
60	60

Wall mounted lowboards

Max. total load (in kg) *	Max. load on top plate (in kg)
50	50

Drawer

	Max. load for each drawer compartment (in kg)
SL	20

Pull-out shelf

	Max. load for each pull-out shelf (in kg)
TA01	20

Glass shelves

	Max. load for each glass shelf (in kg)
Glass shelf	15


TV mount

	Max. load (in kg)
TX	50

* Does not include load of TV mount

7. Brick colours & surfaces

Colour glass – glossy or satin




Metallic glass – glossy or satin




Acoustic fabric flaps

Fabric covers of Brick sound plinths are only available in black.



Metal surfaces

Edge feet and column TV mount



Base colour
Edge feet
BG Black

Base colour
Column TV mount
BG Black und aluminium

Note on glass surfaces:
Glass is a product made from natural raw materials and is subject to variations in production technology. Depending on the inherent colour of the glass, glass thickness and lighting conditions, there may be colour differences between different glass surfaces.
Likewise, there may be deviations between glass samples in the specialized trade and the finished furniture. In the case of subsequent deliveries of glass surfaces, production- and batch-dependent colour differences are possible and do not constitute grounds for complaint.

Note on fabrics:
Fabrics are subject to production variations. Therefore, there may be colour differences between different fabric-related components. Likewise, there may be deviations between fabric samples in the specialist trade and the finished furniture. In the case of subsequent deliveries of fabric-related components, production- and batch-dependent colour differences are possible and do not constitute grounds for complaint.