



ameno



The pure elegance.
A room is a room is a room until Ameno arrives. With impressive technology, multiple functions and endless possibilities, this exclusive planning program gives you a unique aura to your home. Maximum pleasure from an elegant design: this is sophisticated living.

Made in Germany.

Ameno System

Ameno

Ameno is a system furniture for individual living room combinations from lowboard and wall units. The optional aluminum backbone gives Ameno special stability and outstanding cable management.

The 4 mm glass or Fenix® surface is mounted on the supporting cabinet. This allows for a high variety of surfaces and colours.

With its high flexibility and sensible options, Ameno can fulfill many individual wishes and integrate almost all technical components. The possibilities are virtually unlimited.

Like all Spectral furniture, Ameno is manufactured in Pleidelsheim in southern Germany.

Design

Characteristic are the clean lines and the handleless design. The fine, 4 mm edge characterizes the lightness and elegance of Ameno.

System & grid

The system consists of a grid. First, the box elements are selected according to their dimensions and combined with each other. Then the box elements are equipped with the desired function. Planning or price calculation is only possible with furnplan software.

Width grid: 31,5 cm, 63 cm, 94,5 cm, 126 cm, 157,5 cm, 189 cm

Height grid: 21 cm, 31,5 cm, 42 cm, 63 cm, 84 cm, 105 cm, 126 cm, 147 cm

Depth grid: 38,4 cm, 52,5 cm

Tailor-made options

Made to measure on request.

Cabinet

Solid construction with 19 mm wall thickness and 8 mm back wall, doweled and glued, for maximum stability. The cabinet surface Sand is black fine-textured, exceptionally robust and easy to clean. The optional aluminum backbone is pressed to the cabinet.

Shelves

Height-adjustable glass shelves made from 6 mm safety glass are included from front height of 42 cm. Additional shelves can be ordered for flap compartments and door elements from height of 31,5 cm.

Top plates

Top plates and side panels must be planned to the cabinets. If there are several elements, a continuous top plate can be selected. Depending on the surface, there are different maximum widths. colour glass, metallic glass and design glass up to 350 cm. Fenix® up to 300 cm.

Mechanics & function

Handleless push-to-open mechanism. Cup hinges, drawer mechanics with soft closing and flap dampers of the highest quality.

Installation types

Standard: Base pedestal plate, wall mounting, Edge foot or Stick foot are included in the basic price.

Foot frames: Bridge and Blade are optionally selectable at additional cost.

Base colour for foot frames and Edge feet is black. Base colour for Stick feet is black and brushed aluminum.

All feet and foot frames can optionally be painted in desired colour.

Room divider

Ameno can also be placed freely in the room. In this case, the front surface is also mounted on the back. The rear side is then fully clad in the same surface.

TV integration

TVs can be elegantly integrated with the rotating TV mount. The cable is routed invisibly in the column. There are two TV adapters to choose from: VESA adapter (for TV with VESA standard up to 400 x 400 mm) and Universal TV adapter, with which any TV can be mounted. Alternatively, TVs with feet can be placed on the top plate, the cable routing can be done with a cable opening in the cabinet. With a TV wall mount from Spectral, the TV can also be mounted on the wall, in this case, an on-site cable routing in the wall is recommended.

Sound integration

Ameno offers two variants for sound integration. In both variants, the flap is covered with acoustic fabric, which allows the sound to escape unhindered.

Soundbar integration. Soundbar or subwoofer can be placed behind the fabric flap. **Spectral sound system integration.** Behind the fabric flap there is a receptacle for the Spectral loudspeaker systems and other technical components.

Lighting

Indirect LED lighting on the rear edge of the furniture. With dimming function and adjustable light color from cold white to warm white, approx. 2500 – 6500 Kelvin. The LED strips can be individually planned at the top, bottom and sides. The LED lighting can be operated by remote control or optionally by smart home via Zigbee 3.0 [Zigbee hub required].

Wireless Charging

All current smartphones with Qi standard can be charged wirelessly with Smart Charge. The charging element is invisibly integrated under the surface. A discreet marking shows the area on which charging is possible.

Cable management

Cables can be routed through the optional spine or through cable openings in the side, top, bottom and rear panels.

Surfaces

Smart varnish. Smart varnish is a particularly high-quality paint finish. It consists of several layers. The top coat is a soft-touch surface and has an anti-fingerprint effect. Smart varnish is more scratch resistant and lightfast than conventional paints. The edges are applied separately using a laser process and are shock-resistant.

Colour glass. Colour glass consists of a 4 mm safety glass plate. The paint finish is applied to the underside. The glass surface is very hard, scratch resistant and easy to clean. There are 5 base colours to choose from as well as over 2,000 custom colours. This can be selected from the NCS or Sikkens 5051 colour chart (most RAL colours are available on request). The glass surface can be selected in gloss or satin (matt).

Metallic glass. Metallic glass has the same properties as colour glass and is available in 6 chic metallic colours. The glass surface can be selected gloss or satin (matt).

Design glass. Design glass consists of a 4 mm safety glass plate. A high-resolution digital print is applied to the underside. The surface is brilliant and visually indistinguishable from a natural motif. Design glass is very hard, scratch resistant and easy to clean. Design glass is only 4 mm thin and therefore appears light and elegant. The glass surface can be chosen glossy or satin (matt). Satinized glass renders the motif blurred, but thus appears discreet and restrained.

Design glass is only available for top plates.

Fenix®. Fenix® is an extremely matt nanotech material, the surface is particularly regal and has a velvety touch. It is also resistant to fingerprints. We process Fenix® in the elegant 4 mm thickness. This allows for a particularly light and intricate design. Fenix® is available in 6 harmonious colours.

Acoustic fabric flaps. Flaps can also be selected with acoustic fabric.

Price groups

Planning or price calculation is only possible with the planning software furnplan at your dealer.

The surfaces are divided into two price groups.

Price group 1: Colour glass and metallic glass

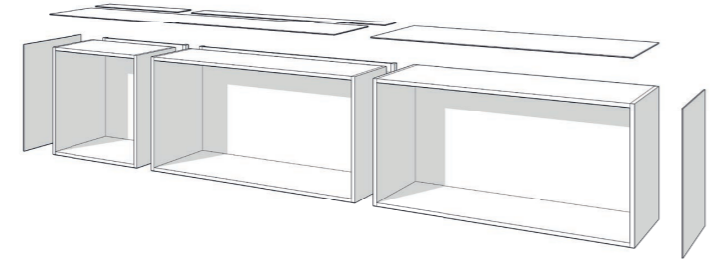
Price group 2: Design glass and Fenix®

Ameno System

The concept: Ameno is a comprehensive and future-proof entertainment furniture program with numerous functional levels. This is how you proceed with the planning:

01

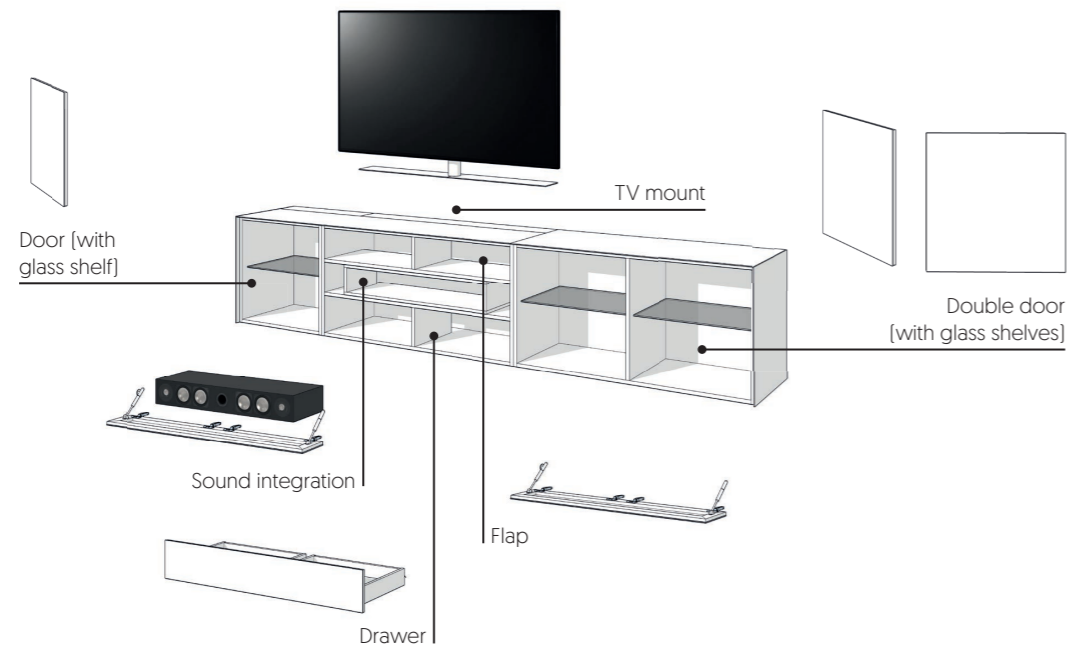
First, select the empty cabinet elements with matching side panels and top plates.



02

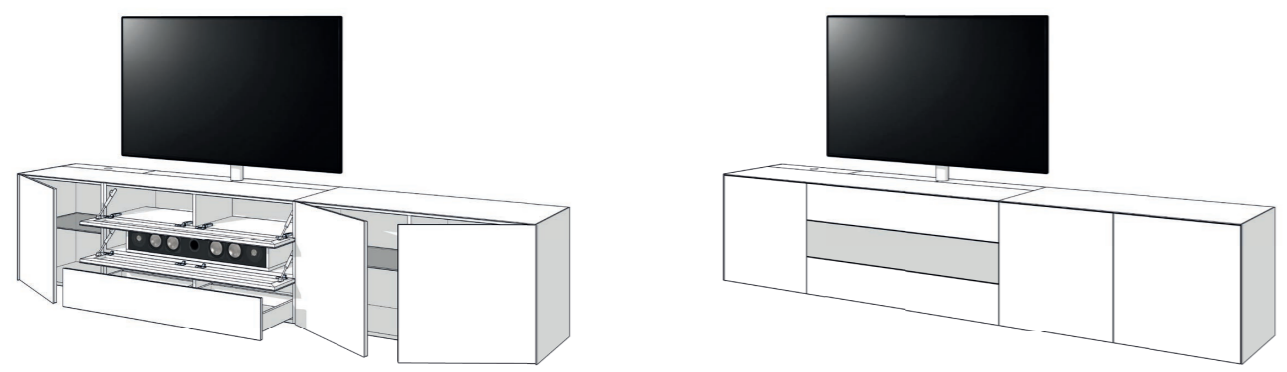
Then place the different functional areas, that will later determine the interior.

The media functions are complemented from the classic storage functions.



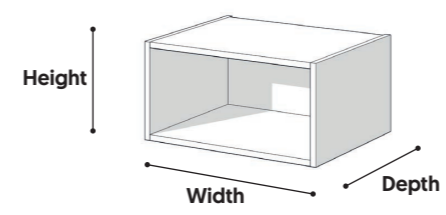
03

This creates a finished piece of furniture from several elements with different functions.

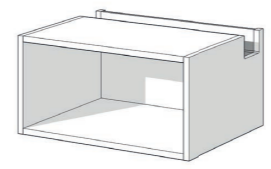


1.1 Cabinet elements

Cabinet without backbone



Cabinet with backbone



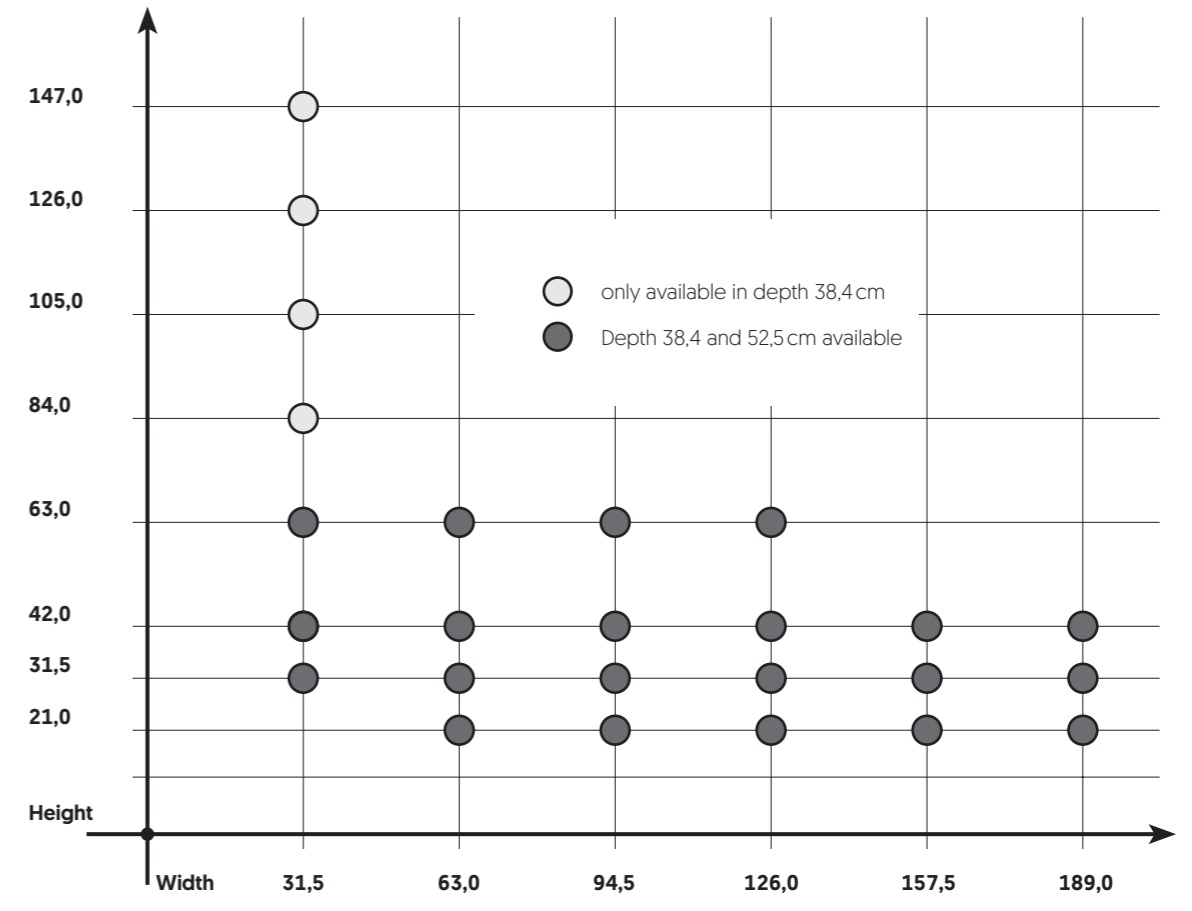
A backbone is required for:

- T70 TV mount
- Power strip

Internal dimension backbone:
Depth 10,1cm, Height 7,4cm

	Depth 38,4 cm	Depth 52,5 cm
Backbone (cable management)	•	•
Smart Charge	•	•
TV mount	•	•
Power strip	•	•
Partition panel	•	•
Additional glass shelves	•	•
Cable opening	•	•
Subwoofer opening	•	•
Smart Light	•	•
Cable cutout in the cover plate	•	•

Cabinet elements are available in the following dimensions:



Elements with depth 38,4cm must be fixed to the wall (fixing material is supplied)

Ameno is only available from selected specialist dealers. Your dealer will provide you with 3D planning and a price quote.

1.2 Doors

Door hinge optionally left or right.
Doors are available in the following finishes:
Colour glass, metallic glass and Fenix®.
From height 42 cm, height-adjustable glass shelves included.

Options and accessories see section 4 and 5.

Width: Plus side panels:
Glass and Fenix®: 0,6 cm each per side

Overall height: Outer dimension plus top plate:
Glass and Fenix®: 0,6 cm, plus height installation type [see section 3]

Options and accessories at a glance

	Depth 38,4	Depth 52,5
Additional glass shelves	•	•
Cable opening	•	•
Smart Charge	•	•
Subwoofer opening	•	•
Partition panel	•	•
Smart Light	•	•

1.3 Flaps

Flaps are available in the following finishes:
Colour glass, metallic glass, Fenix® and acoustic fabric.
Height 42 cm includes height-adjustable glass shelves.
Flap opening upwards possible up to width 157,5 cm

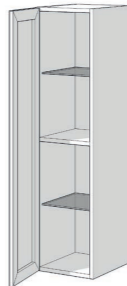
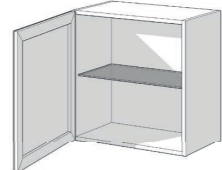
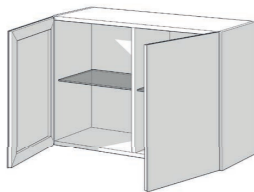
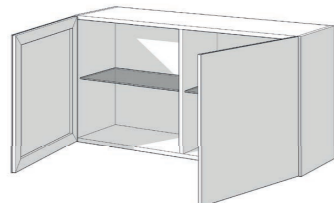
Options and accessories see section 4 and 5.

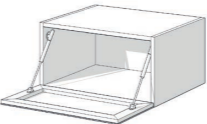
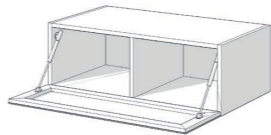
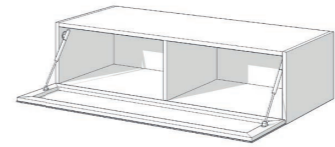
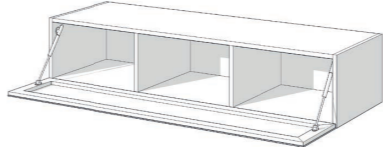
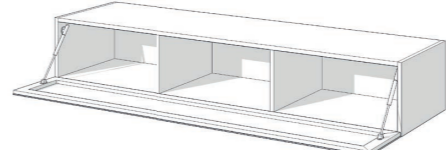
Width: Plus side panels:
Glass and Fenix®: 0,6 cm each per side

Overall height: Outer dimension plus top plate:
Glass and Fenix®: 0,6 cm, plus height installation type [see section 3]

Options and accessories at a glance

	Depth 38,4	Depth 52,5
Additional glass shelves	•	•
Cable opening	•	•
Smart Charge	•	•
Subwoofer opening	•	•
Partition panel	•	•
Smart Light	•	•

Width	Image	External dimensions (cm)			Internal dimensions (cm)		
		Width	Height	Depth	Width	Height	Depth
31,5 cm		31,5	31,5	38,4 / 52,5	27,7	27,7	33,0 / 47,0
		31,5	42,0	38,4 / 52,5	27,7	38,2	33,0 / 47,0
		31,5	63,0	38,4 / 52,5	27,7	59,2	33,0 / 47,0
		31,5	84,0	38,4	27,7	80,2	33,0
		31,5	105,0	38,4	27,7	101,2	33,0
		31,5	126,0	38,4	27,7	2x 60,1	33,0
		31,5	147,0	38,4	27,7	2x 70,6	33,0
63,0 cm		63,0	63,0	38,4 / 52,5	59,2	59,2	33,0 / 47,0
94,5 cm		94,5	63,0	38,4 / 52,5	2x 44,4	59,2	33,0 / 47,0
126,0 cm		126,0	63,0	38,4 / 52,5	2x 60,1	59,2	33,0 / 47,0

Width	Image	External dimensions (cm)			Internal dimensions (cm)		
		Width	Height	Depth	Width	Height	Depth
63,0 cm		63,0	21,0	38,4 / 52,5	59,2	17,2	33,0 / 47,0
		63,0	31,5	38,4 / 52,5	59,2	27,7	33,0 / 47,0
		63,0	42,0	38,4 / 52,5	59,2	38,2	33,0 / 47,0
94,5 cm		94,5	21,0	38,4 / 52,5	2x 44,4	17,2	33,0 / 47,0
		94,5	31,5	38,4 / 52,5	2x 44,4	27,7	33,0 / 47,0
		94,5	42,0	38,4 / 52,5	2x 44,4	38,2	33,0 / 47,0
126,0 cm		126,0	21,0	38,4 / 52,5	2x 60,1	17,2	33,0 / 47,0
		126,0	31,5	38,4 / 52,5	2x 60,1	27,7	33,0 / 47,0
		126,0	42,0	38,4 / 52,5	2x 60,1	38,2	33,0 / 47,0
157,5 cm		157,5	21,0	38,4 / 52,5	3x 49,9	17,2	33,0 / 47,0
		157,5	31,5	38,4 / 52,5	3x 49,9	27,7	33,0 / 47,0
		157,5	42,0	38,4 / 52,5	3x 49,9	38,2	33,0 / 47,0
189,0 cm		189,0	21,0	38,4 / 52,5	3x 60,4	17,2	33,0 / 47,0
		189,0	31,5	38,4 / 52,5	3x 60,4	27,7	33,0 / 47,0
		189,0	42,0	38,4 / 52,5	3x 60,4	38,2	33,0 / 47,0

1.4 Drawers

Drawers are available in the following finishes:
Colour glass, metallic glass and Fenix®.

Options and accessories see section 4 and 5.

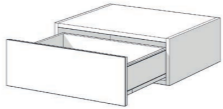
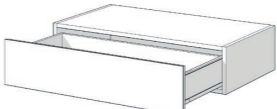
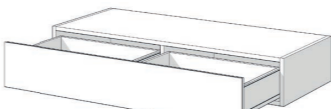
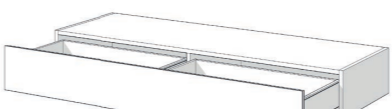
Elements with drawer or pull-out shelf must be fixed to the wall (fixing kit is supplied).

Width: Plus side panels:
Glass and Fenix®: 0,6 cm each per side

Overall height: Outer dimension plus top plate:
Glass and Fenix®: 0,6 cm, plus height type of installation [see section 3]

Options and accessories at a glance

	Depth 38,4	Depth 52,5
Cable opening	•	•
Drawer interior arrangement	•	•
Smart Charge	•	•
Partition panel		•
Smart Light	•	•

Width	Image	External dimensions [cm]			Internal dimensions [cm]		
		Width	Height	Depth	Width	Height	Depth
63,0 cm		63,0	10,5	38,4 / 52,5	55,0	4,6	27,4 / 37,4
		63,0	21,0	38,4 / 52,5	55,0	13,2	27,4 / 37,4
		63,0	31,5	38,4 / 52,5	55,0	23,7	27,4 / 37,4
		63,0	42,0	38,4 / 52,5	55,0	34,2	27,4 / 37,4
94,5 cm		94,5	10,5	38,4 / 52,5	86,5	3,9	27,4 / 37,4
		94,5	21,0	38,4 / 52,5	86,5	10,7	27,4 / 37,4
		94,5	31,5	38,4 / 52,5	86,5	21,2	27,4 / 37,4
		94,5	42,0	38,4 / 52,5	86,5	31,7	27,4 / 37,4
126,0 cm		126,0	10,5	38,4 / 52,5	2x 55,9	4,6	27,4 / 37,4
		126,0	21,0	38,4 / 52,5	2x 55,9	13,2	27,4 / 37,4
		126,0	31,5	38,4 / 52,5	2x 55,9	23,7	27,4 / 37,4
		126,0	42,0	38,4 / 52,5	2x 55,9	34,2	27,4 / 37,4
157,5 cm		157,5	10,5	38,4 / 52,5	2x 71,7	3,9	27,4 / 37,4
		157,5	21,0	38,4 / 52,5	2x 71,7	10,7	27,4 / 37,4
		157,5	31,5	38,4 / 52,5	2x 71,7	21,2	27,4 / 37,4
		157,5	42,0	38,4 / 52,5	2x 71,7	31,7	27,4 / 37,4

1.5 Soundbar integration

Fabric flap including height-adjustable universal storage tray to accommodate of soundbar systems from various manufacturers.

Options and accessories see section 4 and 5.

Width: Plus side panels:
Glass and Fenix®: 0,6 cm each per side

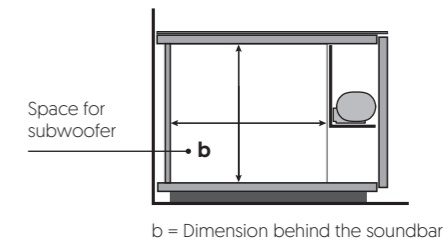
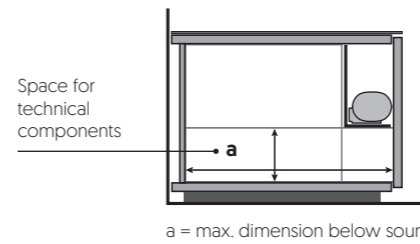
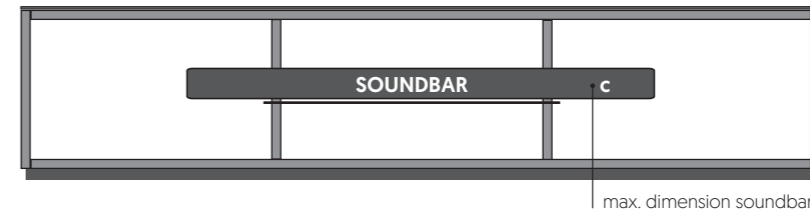
Overall height: Outer dimension plus top plate:

Glass and Fenix®: 0,6 cm, plus height type of installation (see section 3)

Options and accessories at a glance

	Depth 38,4	Depth 52,5
Cable opening	•	•
Smart Charge	•	•
Subwoofer opening	•	•
Partition panel		•
Smart Light	•	•

1.5 Soundbar integration



Width	Image	External dimensions (cm)			Internal dimensions (cm)			
		Width	Height	Depth	Width	Height	Depth	
94,5 cm		94,5	21,0	38,4 / 52,5	a	44,4	3,5	33,0 / 47,0
					b	44,4	17,2	20,6 / 34,6
					c	84,5	13,5	11,6
		94,5	31,5	38,4 / 52,5	a	44,4	14,0	33,0 / 47,0
					b	44,4	27,7	20,6 / 34,6
					c	84,5	20,5	11,6
		94,5	42,0	38,4 / 52,5	a	44,4	24,5	33,0 / 47,0
					b	44,4	38,2	20,6 / 34,6
					c	84,5	20,5	11,6
126,0 cm		126,0	21,0	38,4 / 52,5	a	60,1	3,5	33,0 / 47,0
					b	60,1	17,2	20,6 / 34,6
					c	116,0	13,5	11,6
		126,0	31,5	38,4 / 52,5	a	60,1	14,0	33,0 / 47,0
					b	60,1	27,7	20,6 / 34,6
					c	116,0	20,5	11,6
		126,0	42,0	38,4 / 52,5	a	60,1	24,5	33,0 / 47,0
					b	60,1	38,2	20,6 / 34,6
					c	116,0	20,5	11,6

Width	Image	External dimensions (cm)			Internal dimensions (cm)			
		Width	Height	Depth	Width	Height	Depth	
157,5 cm		157,5	21,0	38,4 / 52,5	a	49,9	3,5	33,0 / 47,0
					b	49,9	17,2	20,6 / 34,6
					c	147,5	13,5	11,6
		157,5	31,5	38,4 / 52,5	a	49,9	14,0	33,0 / 47,0
					b	49,9	27,7	20,6 / 34,6
					c	147,5	20,5	11,6
		157,5	42,0	38,4 / 52,5	a	49,9	24,5	33,0 / 47,0
					b	49,9	38,2	20,6 / 34,6
					c	147,5	20,5	11,6
189,0 cm		189,0	21,0	38,4 / 52,5	a	60,4	3,5	33,0 / 47,0
					b	60,4	17,2	20,6 / 34,6
					c	179,0	13,5	11,6
		189,0	31,5	38,4 / 52,5	a	60,4	14,0	33,0 / 47,0
					b	60,4	27,7	20,6 / 34,6
					c	179,0	20,5	11,6
		189,0	42,0	38,4 / 52,5	a	60,4	24,5	33,0 / 47,0
					b	60,4	38,2	20,6 / 34,6
					c	179,0	20,5	11,6

1.6 Spectral sound system integration


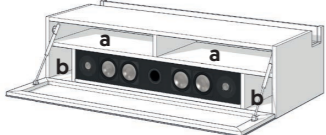
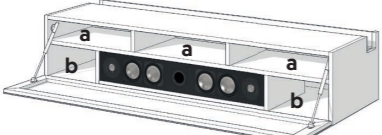
Fabric flap including mounting for the Spectral loudspeaker BRP1. Only available in combination with the Spectral loudspeaker. An amplifier is required for the BRP1 passive speaker, we recommend using a Sonos Amp. For prices and technical data on sound systems and speakers, see sound systems chapter.

Options and accessories see section 4 and 5.

Width: Plus side panels: Glass and Fenix®: 0,6 cm each per side
Overall height: Outer dimension plus top plate: Glass and Fenix®: 0,6 cm, plus height type of installation [see section 3]

Options and accessories at a glance

	Depth 38,4	Depth 52,5
Cable opening	•	•
Smart Charge	•	•
Partition panel		•
Smart Light	•	•

Height	Image	External dimensions (cm)			Internal dimensions (cm)		
		Width	Height	Depth	Width	Height	Depth
21,0 cm		94,5	21,0	38,4 / 52,5	a	-	-
		126,0	21,0	38,4 / 52,5	a	14,5	17,2
		157,5	21,0	38,4 / 52,5	a	30,2	17,2
		189,0	21,0	38,4 / 52,5	a	45,8	17,2
		Matching Spectral sound system: BRP1					
31,5 cm		126,0	31,5	38,4 / 52,5	a	60,1	9,9
					b	13,8	15,9
					a	49,9	9,9
					b	29,5	15,9
		Matching Spectral sound system: BRP1					
31,5 cm		157,5	31,5	38,4 / 52,5	a	49,9	9,9
					b	29,5	15,9
		189,0	31,5	38,4 / 52,5	a	60,4	9,9
					b	45,4	15,9
		Matching Spectral sound system: BRP1					

1.6 Spectral sound system integration


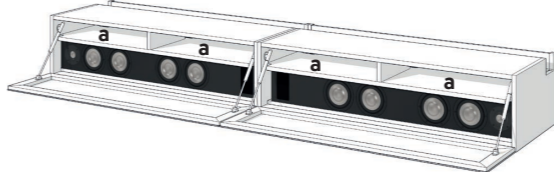
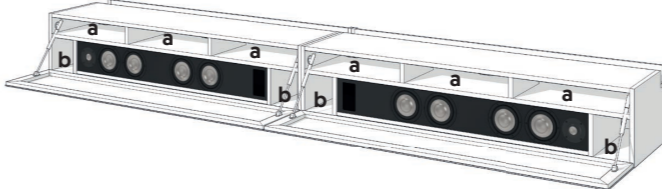
Fabric flap including mounting for the Spectral loudspeaker VRP1. Only available in combination with the Spectral loudspeaker. An amplifier is required for the VRP1 passive speaker, we recommend using a Sonos Amp. For prices and technical data on sound systems and speakers, see sound systems chapter.

Options and accessories see section 4 and 5.

Width: Plus side panels: Glass and Fenix®: 0,6 cm each per side
Overall height: Outer dimension plus top plate: Glass and Fenix®: 0,6 cm, plus height type of installation [see section 3]

Options and accessories at a glance

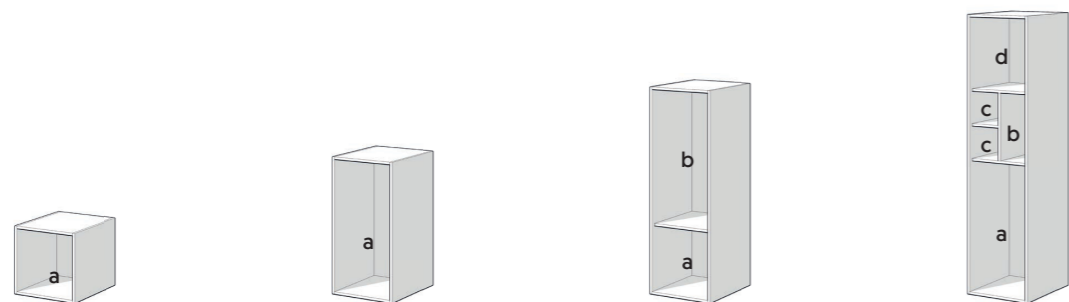
	Depth 52,5
Cable opening	•
Smart Charge	•
Partition panel	•
Smart Light	•

Height	Image	External dimensions (cm)			Internal dimensions (cm)			
		Width	Height	Depth	Width	Height	Depth	
21,0 cm		2x	126,0	21,0	52,5	2x	122,2	17,2
		Matching Spectral sound system: VRP1						
31,5 cm		2x	126,0	31,5	52,5	a	60,1	6,9
						b	-	-
						a	49,9	6,9
						b	13,8	18,8
		Matching Spectral sound system: VRP1						
31,5 cm		2x	157,5	31,5	52,5	a	49,9	6,9
						b	13,8	18,8
		2x	189,0	31,5	52,5	a	60,4	6,9
						b	29,6	18,8
		Matching Spectral sound system: VRP1						

1.7 Open wall units

The wall thickness is 1,2 cm. Intermediate shelves and bars are firmly glued. Additional shelves are not possible. The wall mounting kit is included. Rear wall colour can be selected independently of the cabinet colour.

Open wall units are not available in black.

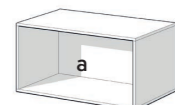


AM-031-031-038-B003

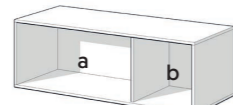
AM-031-063-038-B003

AM-031-094-038-B003

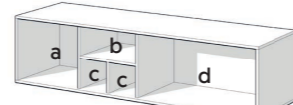
AM-031-126-038-B003



AM-063-031-038-B003



AM-094-031-038-B003



AM-126-031-038-B003

Article	External dimensions (cm)			Internal dimensions (cm)		
	Width	Height	Depth	Width	Height	Depth
AM-031-031-038-B003	31,5	31,5	38,4	a	29,1	29,1 34,8
AM-031-063-038-B003	31,5	63,0	38,4	a	29,1	60,6 34,8
AM-031-094-038-B003	31,5	94,5	38,4	a	29,1	30,0 34,8
				b	29,1	60,9 32,8
AM-031-126-038-B003	31,5	126,0	38,4	a	29,1	60,9 34,8
				b	13,9	30,3 32,8
				c	13,9	14,5 32,8
				d	29,1	30,3 32,8
AM-063-031-038-B003	63,0	31,5	38,4	a	60,6	29,1 34,8
AM-094-031-038-B003	94,5	31,5	38,4	a	60,9	29,1 34,8
				b	30,0	29,1 34,8
AM-126-031-038-B003	126,0	31,5	38,4	a	30,0	29,1 34,8
				b	30,3	13,9 32,8
				c	14,5	13,9 34,8
				d	60,9	29,1 34,8

Ameno is only available from selected specialist dealers. Your dealer will provide you with 3D planning and a price quote.

1.8 Glass-fronted elements

The wall thickness is 1,2 cm. The door is made of clear glass, door swing optionally left or right. Shelves are not possible. The wall mounting is included. Rear wall colour can be selected independently of the cabinet colour.

Display cases are not available in black colour.



AM-031-031-038-B004

AM-031-063-038-B004

Article	External dimensions (cm)			Internal dimensions (cm)		
	Width	Height	Depth	Width	Height	Depth
AM-031-031-038-B004	31,5	31,5	38,4	a	29,1	29,1 33,8
AM-031-063-038-B004	31,5	63,0	38,4	a	29,1	60,6 33,8

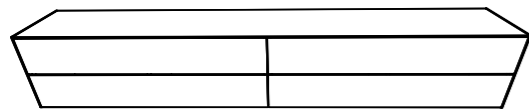
Ameno is only available from selected specialist dealers. Your dealer will provide you with 3D planning and a price quote.

1.9 Top plates and side panels

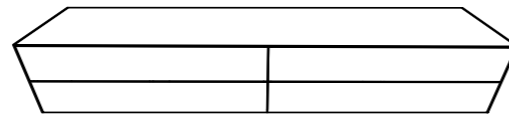
Top plates are available in the colour glass, metallic glass, design glass and Fenix® surfaces. Depending on the surface, there are different maximum widths: Colour glass, metallic glass, design glass up to 350.0 cm, Fenix® up to 300.0 cm. For design glass over several top plates, image processing is not possible.

Side panels are available in the colour glass, metallic glass and Fenix® surfaces.

Standard top plate

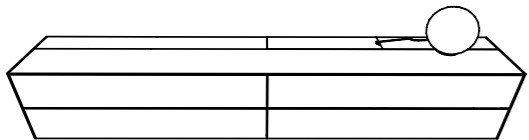


Cabinet with total depth of 38,4 cm. Top plate comprises a single, seamless element.

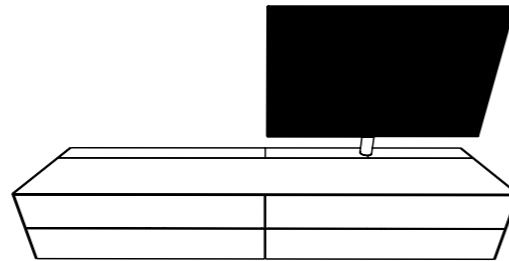


Cabinet with total depth of 52,5 cm. Top plate comprises a single, seamless element.

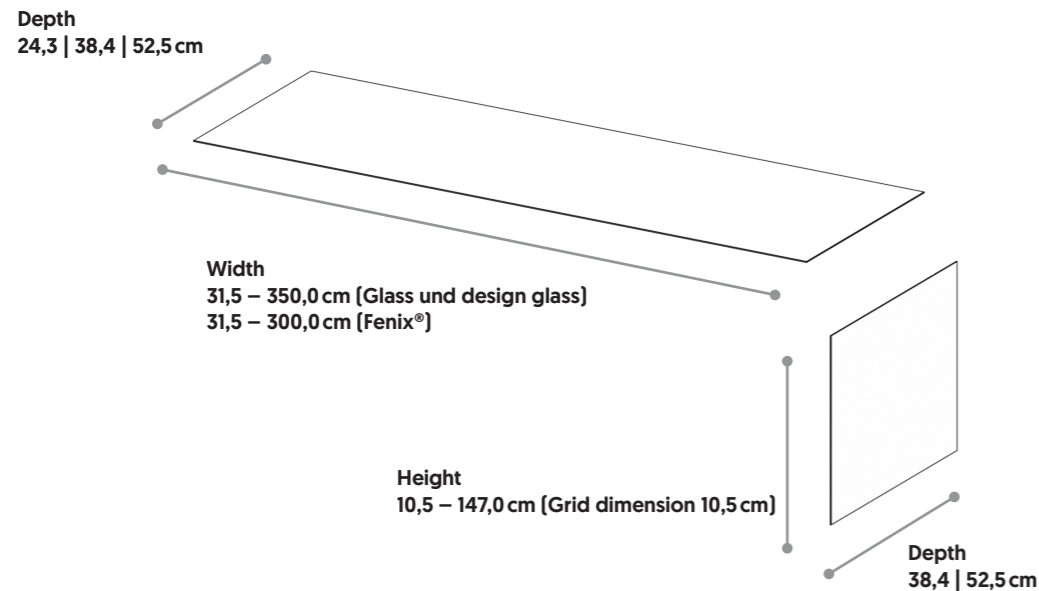
Top plate with backbone



Cabinet with total depth of 38,4 cm. Front of top plate comprises an element with a depth of 24,3 cm. Rear of top plate comprises a total of three elements with a depth of 14,0 cm.



Cabinet with total depth of 52,5 cm. Front of top plate comprises an element with a depth of 38,4 cm. Right-hand rear of top plate comprises two elements with a depth of 14,0 cm for TV mount. Left-hand rear of top plate comprises a single element with a depth of 14,0 cm.



Ameno is only available from selected specialist dealers. Your dealer will provide you with 3D planning and a price quote.

1.10 Top plates for backbones and trim panels

Top plates for backbones with depth 14,0 cm are available in colour glass, metallic glass, design glass and Fenix® surfaces. Image processing is not possible with design glass over several top plates. Fenix® can be planned from a width of 31,5 cm.


Trim panels for the underside are available for elements with depth 38,4 cm in colour glass, metallic glass and Fenix® surfaces.

Image	Top plates for backbones	Width (cm)									
		15,7	31,5	47,2	63,0	78,7	94,5	126,0	157,5	189,0	
	Standard (without opening)		•	•	•	•	•	•			
	T70L For TV mount (opening Ø 7 cm)	•	•	•	•	•	•	•			
	T70R For TV mount (opening Ø 7 cm)	•	•	•	•	•	•	•			
	WLC For Smart Charge (WLC)				•						
	CG-L With cable opening (opening Ø 2 cm)		•	•	•	•	•	•			
	CG-R With cable opening (opening Ø 2 cm)		•	•	•	•	•	•			

Image	Trim panels for the underside of elements	Width (cm)									
		15,7	31,5	47,2	63,0	78,7	94,5	126,0	157,5	189,0	
	For elements with a depth of 38,4 cm		•		•		•	•	•	•	

Ameno is only available from selected specialist dealers. Your dealer will provide you with 3D planning and a price quote.

2. Tailor-made options



With Ameno you have options for customization. Tailor-made according to your ideas, custom carpentry for your home. Popular changes are in the table below.

For more options and information, please visit our website at www.spectral.eu/tailor-made or inquire directly with our customer service department by email at info@spectral.eu.

Type of change	Remarks
Dimension change * [1 charge for all dimension changes per combination]	Modifications only in 10,5 grid, also adjustments of the fronts only in this grid
Special glass	For example: cutout in the glass top plate
Change interior layout S	Small change, e.g. shorten center bar
Change interior layout L	Major change, such as customization or division
Alter position of the TV-mount	
Modification TV-column	Change height, add drill holes etc.
Add steel reinforcement	From clear width 67,0 cm
Cable outlet / cutout in the wooden cabinet D = 6,0cm, position according to sketch	Price per additional cutout or omission of a cutout
Cable outlet / cutout in the wooden cabinet individual according to sketch	Price per cutout
Reposition wall mount bracket	

3.1 Installation types standard

The base colour is black matt (Stick is also possible in the surface polished aluminum), Stick and Edge feet can be optionally painted in desired colour according to NCS or Sikkens 5051 colour chart.









Image	Type	Dimensions (cm)
		Height
	Base	2,2 – 3,2
	Stick	7,8 – 8,8
	Edge	13,0 – 13,5

Image	Type	Dimensions (cm)
		Height
	Wall mounted	optional

3.2 Installation types foot frames

The base colour is black matt, all base frames can optionally be painted in desired colour according to NCS or Sikkens 5051 colour guide. The crossbars between the frame parts are always black.

All foot frames are height adjustable:
 Blade: Height 16,0 cm + 0,5 cm
 Bridge: Height 18,5 cm + 1,0 cm

Image	Function	Dimensions (cm)				
		Suitable for furniture		Dimensions foot frames		
		Depth	Width	Width	Height	Depth
	Blade with 2 frame parts	38,0	94,5 – 189,0	81,8 – 181,8	16,0	33,6
		48,0	94,5 – 189,0	81,8 – 181,8	16,0	43,6
	Blade with 3 frame parts	38,0	220,5 – 346,5	202,8 – 322,8	16,0	33,6
		48,0	220,5 – 346,5	202,8 – 322,8	16,0	43,6
	Bridge with 2 frame parts	38,0	94,5 – 189,0	81,8 – 181,8	18,5	29,8
		48,0	94,5 – 189,0	81,8 – 181,8	18,5	39,8
	Bridge with 3 frame parts	38,0	220,5 – 346,5	201,8 – 321,8	18,5	29,8
		48,0	220,5 – 346,5	201,8 – 321,8	18,5	39,8










Blade



Bridge








4. Options and accessories

Image	Article	Function
 <p>VESA 200x200 – 400x400 VESA 100x100 – 400x600</p>	BGH-TX	TV mount TX aluminium or black TV mount TX in colour of your choice Optionally with adapter for VESA 200 x 200 to 400 x 400 or universal adapter for any TV up to VESA 600 x 400 TX mount is not possible in combination with backbone
	SPMEX1	Extension kit VESA 600 x 600 for universal adapter
 <p>VESA 200x200 – 400x400 VESA 100x100 – 400x600</p>	BGH-T70	TV mount T70 aluminium or black TV mount T70 in colour of your choice Optionally with adapter for VESA 200 x 200 to 400 x 400 or universal adapter for any TV up to VESA 600 x 400 A backbone is required for a T70 mount
	SPMEX1	Extension kit VESA 600 x 600 for universal adapter
	ZU2093	Universal media mount For any media components, mounting on the rear of the TV mount
	Option	Cable opening in the top plate [CA] Diameter 6,0 cm
	ZU2139 ZU2140	Cover for cable opening , white Cover for cable opening , black Cable feed through possible
	Option	Cable cutout in the cover plate Cable cutout with brush on the rear edge of the top plate and cable opening in the rear panel. Possible for lowboards from a width of 63,0 cm, max. 63,0 cm high. Not possible for lowboards with a backbone.
	Option	Cable opening in the bottom

Ameno is only available from selected specialist dealers. Your dealer will provide you with 3D planning and a price quote.

4. Options and accessories

* Elements with drawer or pull-out shelf and all elements with Depth 38,4 cm must be fixed to the wall (fixing material is supplied).

Image	Article	Function
	Option	Subwoofer opening Incl. black fabric cover, position optionally in the middle, left or right compartment. Not possible with type installation Base
	ZU2231	Subwoofer elastic buffer [4 pcs.] For optimal positioning in the furniture
	Option	Fabric flap Covered with acoustic fabric, optionally in the colours black, carbon, pebble, grey, graphite or silver
	Option *	Drawer (SL) instead of flap
	SLE01 *	Insert for interior arrangement for drawer
	TA01 *	Pull-out shelf Dimension of footprint (w x d): 44,0 cm x 41,2 cm, height: 6,4 cm Extendable by 32,0 cm Required compartment depth: min. 43,3 cm Required compartment width: - compartment without flap damper: 45,1 cm - compartment with one flap damper: 47,6 cm - compartment with two flap dampers: 50,1 cm
	Option	Back panels for partitions For floor standing lowboards with flap in depth 52,5 cm. Not possible for elements with drawer or pull-out shelf.
	Option	Additional glass shelf For closed elements with flaps or doors, height adjustable

Ameno is only available from selected specialist dealers. Your dealer will provide you with 3D planning and a price quote.

4. Options and accessories

Image	Article	Function
	Option	Backbone (cable channel) Internal dimension: Depth 10,1 cm, Height 7,4 cm
	ZU1841	Power strip for backbone 5-way, incl. 2x USB Charger
	Option	Continuous top plate In case of several elements, a continuous top plate can be selected. Colour glass, metallic glass and design glass up to max. 350,0 cm, Fenix® up to 300,0 cm
	ZU1933	Smart charge kit The Smart Charge wireless charging technology uses the common Qi standard of the Wireless Power Consortium, to which all major mobile device manufacturers adhere to.
	ZU1864	IR link system For control of audio and video equipment when furniture flap is closed
	ZU1871	Flat europlug Flat europlug 1,5 m cable, Schuko connections [not available in the UK]
		Spectral spray A gentle foam cleaner for LED, LCD, plasma and computer screens. Also suitable for glass, metal and painted surfaces. With an anti-static microfiber cloth for swift, streak-free cleaning. Contains 300 ml.

5. Smart Light

Image	Article	Function
	LED-AM	Indirect LED lighting Lighting on the rear edge of the furniture. With dimming function and adjustable light color from cold white to warm white, approx. 2500 – 6500 Kelvin. Depending on the model, the position of the LED strips can be individually planned at the top, sides and bottom. Continuous LED strips up to 350 cm are possible. Including connection kit LED-AN3 for operation via remote control or optionally by smart home via Zigbee 3.0 [e.g. Amazon, Google, Philips Hue, ...]. A Zigbee hub is required. For LED strips that are 5 m or longer a second connection set is included.
		Example pricing: The price is based on the furniture dimensions: $42,0\text{ cm} + 126,0\text{ cm} + 42,0\text{ cm} = \mathbf{210,0\text{ cm}}$
		Example pricing: The price is based on the furniture dimensions: $42,0\text{ cm} + 126,0\text{ cm} + 63,0\text{ cm} + 42,0\text{ cm} = \mathbf{273,0\text{ cm}}$
		Smart Light for elements W=31,5cm only possible up to height 126,0 cm
	ZU1873	Interior lighting LED light with motion sensor
	ZU1874	USB charger For interior lighting

6. Load

Elements with plinth, Stick feet, Edge feet

Max. load on top plate (in kg)	Max. load per drawer compartment (in kg)
60	20

Elements / combinations with foot frame

	Max. total load for each foot frame (in kg)	Max. load on top plate (in kg)
Foot frame with 2 frame parts	60	60
Foot frame with 3 frame parts	80	60

Wall mounted elements (depth 38,4 cm)

Width	Height	Max. total load (in kg) *	Max. load on top plate (in kg)
Width 31,5 – 189,0 cm	Height 21,0 – 31,5 cm	40	40
Width 31,5 – 189,0 cm	Height 42,0 cm	50	40
Width 31,5 cm	Height 63,0 – 147,0 cm	60	40
Width 63,0 – 126,0 cm	Height 63,0 cm	80	40

Width	Height	Max. load for each drawer compartment (in kg)	Max. load for each shelf (in kg)
Width 31,5 – 189,0 cm	Height 21,0 – 31,5 cm	10	–
Width 31,5 – 189,0 cm	Height 42,0 cm	10	–
Width 31,5 cm	Height 63,0 – 147,0 cm	10	30
Width 63,0 – 126,0 cm	Height 63,0 cm	10	30

Wall mounted elements (depth 52,2 cm)

Width	Height	Max. total load (in kg) *	Max. load on top plate (in kg)
Width 31,5 – 189,0 cm	Height 21,0 – 31,5 cm	40	40
Width 31,5 – 189,0 cm	Height 42,0 cm	60	40
Width 31,5 – 126,0 cm	Height 63,0 cm	75	40

Width	Height	Max. load for each drawer compartment (in kg)	Max. load for each shelf (in kg)
Width 31,5 – 189,0 cm	Height 21,0 – 31,5 cm	10	–
Width 31,5 – 189,0 cm	Height 42,0 cm	10	–
Width 31,5 – 126,0 cm	Height 63,0 cm	10	30

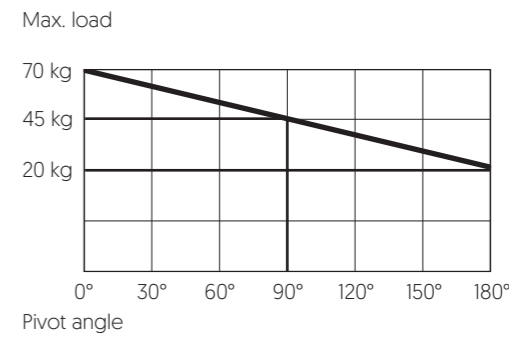
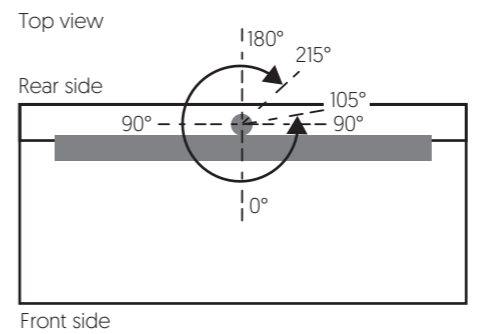
* Does not include load from TV mount

6. Load

TV mount

	Max. load (in kg)
TX	50
T70	70

Max. load on TV mount T70 for free-standing elements



Glass shelves

	Max. load for each glass shelf (in kg)
Glass shelf	15

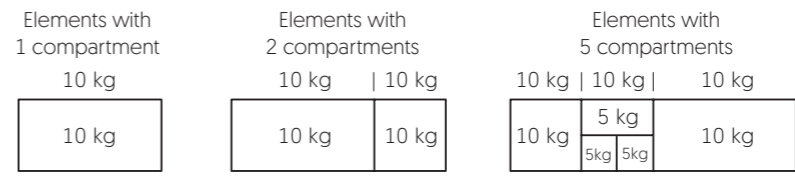
Pull-out shelf

	Max. load for each pull-out shelf (in kg)
TA01	20

Open elements and glass-fronted elements

	Max. total load (in kg)
Elements with 1 compartment	10
Elements with 2 compartments	20
Elements with 5 compartments	40

Max. load in and above the compartments



7. Ameno colours & surfaces

Smart varnish – matt, soft touch & anti fingerprint

Exclusively available for open wall units and glass-fronted elements



SNG Snow GR Grey PE Pebble GN Granite

Colour glass – glossy or satin



SNG Snow GR Grey PE Pebble GN Granite BG Black NCS®/Sikkens 5051

Metallic glass – glossy or satin



SV Silver IR Iron SGR Slate Grey CHA Champagne BZ Bronze RO Roast


Fenix® – matt, soft touch & anti fingerprint




BK Bianco Kos GRE Grigio Efeso GRA Grigio Antrim CO Castoro Ottawa GRL Grigio Londra NI Nero Ingo

Design glass – glossy or satin

Exclusively available for top plates




DG100 Marmor Black DG101 Marmor White DG102 Marmor Grey DG103 Marmor Slate DG104 Marmor Treasure DG105 Marmor Emperador



DG106 Marmor Travertin DG107 Marmor Latte DG111 Concrete Platinum DG112 Concrete Nature DG113 Concrete Black

Further Design glasses are available. A comprehensive overview can be found in the **spectral colours & surfaces** chapter.


Acoustic fabric flaps



SF Silver GRF Grey GF Graphite PF Pebble CF Carbon BF Black

Metal surfaces

Edge feet, Stick feet, foot frames Bridge and Blade and column TV mount



Aluminium BG Black NCS®/Sikkens 5051

Base colour
Edge feet, foot frame Bridge, Blade and Frame
BG Black

Base colour
Column TV mount and Stick feet
BG Black and aluminium

Note on glass surfaces:
Glass is a product made from natural raw materials and is subject to variations in production technology. Depending on the inherent colour of the glass, glass thickness and lighting conditions, there may be colour differences between different glass surfaces.
Likewise, there may be deviations between glass samples in the specialized trade and the finished furniture. In the case of subsequent deliveries of glass surfaces, production- and batch-dependent colour differences are possible and do not constitute grounds for complaint.

Note on fabrics:
Fabrics are subject to production variations. Therefore, there may be colour differences between different fabric-related components.
Likewise, there may be deviations between fabric samples in the specialist trade and the finished furniture. In the case of subsequent deliveries of fabric-related components, production- and batch- dependent colour differences are possible and do not constitute grounds for complaint.